

SHOP MANUAL

KOMATSU WA380-1

MACHINE MODEL SERIAL No.

WA380-1 10001 and up



- This shop manual may contain attachments and optional equipment that are not available in your area. Please consult your local Komatsu distributor for those items you may require. Materials and specifications are subject to change without notice.
- WA380-1 mount the SA6D110-1 engine.
For details of the engine, see the 110 Series Engine Shop Manual.

CONTENTS

	No. of page
10 ENGINE	
12 TESTING AND ADJUSTING	12-1
13 DISASSEMBLY AND ASSEMBLY	13-1
20 POWER TRAIN	
21 STRUCTURE AND FUNCTION	21-1
22 TESTING AND ADJUSTING	22-1
23 DISASSEMBLY AND ASSEMBLY	23-1
24 MAINTENANCE STANDARD	24-1
40 STEERING SYSTEM	
41 STRUCTURE AND FUNCTION	41-1
42 TESTING AND ADJUSTING	42-1
43 DISASSEMBLY AND ASSEMBLY	43-1
44 MAINTENANCE STANDARD	44-1
50 BRAKE AND AIR SYSTEM	
51 STRUCTURE AND FUNCTION	51-1
52 TESTING AND ADJUSTING	52-1
53 DISASSEMBLY AND ASSEMBLY	53-1
54 MAINTENANCE STANDARD	54-1
60 WORK EQUIPMENT SYSTEM	
61 STRUCTURE AND FUNCTION	61-1
62 TESTING AND ADJUSTING	62-1
63 DISASSEMBLY AND ASSEMBLY	63-1
64 MAINTENANCE STANDARD	64-1
80 ELECTRIC AND ELECTRONIC SYSTEM	
81 STRUCTURE AND FUNCTION	81-1
82 TESTING AND ADJUSTING	82-1
83 DISASSEMBLY AND ASSEMBLY	83-1
90 OTHERS	
93 DISASSEMBLY AND ASSEMBLY	93-1
97 GEAR PUMP	97-1

The affected pages are indicated by the use of the following marks. It is requested that necessary actions must be taken to these pages according to the list below.

Mark	Indication	Action required
○	Page to be newly added	Add
●	Page to be replaced	Replace
()	Page to be deleted	Discard

Pages having no marks are not revised at this time.

LIST OF REVISED PAGES

Mark	Page	Revision number	Mark	Page	Revision number	Mark	Page	Revision number	Mark	Page	Revision number	Mark	Page	Revision number
●	00- 1	⑥		12-14	③		13-40	①		21-14			21-45	②
●	00- 2	⑥		13- 1	④		13-41	①		21-15			21-46	
●	00- 2-1	⑥		13- 2	①		13-42	①		21-16			21-47	
●	00- 2-2	⑥		13- 3	①		13-43	①		21-17			21-48	②
●	00- 2-3	⑥		13- 4	①		13-44	①		21-18			21-48-1	②
●	00- 2-4	⑥		13- 5	①		13-45	①		21-19			21-49	
○	00- 2-5	⑥		13- 6	①		13-47	④		21-20			22- 1	③
●	00- 3			13- 7	①		13-48	④		21-21			22- 2	③
●	00- 4			13- 8	①		13-49	④		21-22	⑤		22- 3	
●	00- 5			13- 9	①		13-50	④		21-23	⑤		22- 4	③
●	00- 6			13-10	①		13-51	④		21-24	⑤		22- 5	③
●	00- 7			13-11	①		13-52	④		21-24-1	⑤		22- 6	③
●	00- 8			13-12	①		13-53	④		21-24-2	⑤		22- 7	③
●	00- 9			13-13	①		13-54	④		21-24-3	⑤		22- 8	
●	00-10			13-14	①		13-55	④		21-25	⑤		22- 9	
●	00-11			13-15	①		13-56	④		21-26	⑤		22-10	
●	00-12			13-16	①		13-57	④		21-27			22-11	
●	00-13			13-17	①		13-58	④		21-28	⑤		22-13	③
●	00-14			13-18	①		13-59	④		21-29			22-14	
○	00-15			13-19	①		13-60	④		21-29-1	⑤		22-15	
○	00-16			13-20	①		13-61	④		21-29-2	⑤		22-16	
○	00-18	⑥		13-21	①		13-62	④		21-30			22-17	
○	00-19	⑥		13-22	①		13-63	④		21-31			22-18	
○	00-20	⑥		13-23	①		21- 1	⑤		21-32			22-19	③
	12- 1	③		13-24	①	●	21- 2	⑥		21-33			22-19-1	③
	12- 2	⑤		13-25	①		21- 3			21-34	⑤		22-19-2	③
	12- 2-1	⑤		13-26	①		21- 4	⑤		21-35	⑤		22-20	
	12- 3			13-27	①	●	21- 4-1	⑥		21-36			22-21	
	12- 4	①		13-28	①	○	21- 4-2	⑥		21-37			22-22	
	12- 5			13-29	①	●	21- 5	⑥		21-38			22-23	
	12- 6			13-30	①		21- 6	②		21-39			22-24	
	12- 7			13-31	①		21- 6-1	②		21-40	②		23- 1	④
	12- 8	①		13-32	①		21- 7			21-41			23- 2	①
	12- 9			13-33	①		21- 8			21-41-1	②		23- 3	①
	12-10			13-34	①		21- 9			21-41-2	②		23- 4	①
	12-11	①		13-35	①		21-10			21-42	②		23- 5	①
	12-12	③		13-36	①		21-11			21-43	②		23- 6	①
	12-13			13-37	①		21-12	②		21-43-1	②		23- 7	①
	12-13-1	③		13-38	①		21-12-1	②		21-43-2	②		23- 8	①
	12-13-2	③		13-39	①		21-13			21-44	②		23- 9	①


Mark	Page	Revision number	Mark	Page	Revision number	Mark	Page	Revision number	Mark	Page	Revision number	Mark	Page	Revision number
	23-10	①		23- 65	①		23-120	④	○	41-14- 7	⑥		43-14	①
	23-11	①		23- 66	①		23-121	④	○	41-14- 8	⑥		43-15	①
•	23-12	⑥		23- 67	①		23-122	④	○	41-14- 9	⑥		43-16	①
	23-13	①		23- 68	①		23-123	④	○	41-14-10	⑥		43-17	①
	23-14	①		23- 69	①		23-124	④	○	41-14-11	⑥		43-18	①
	23-15	①		23- 70	①		23-125	④	○	41-14-12	⑥		43-19	①
	23-16	①		23- 71	①		23-126	④	○	41-14-13	⑥		43-20	①
	23-17	①		23- 72	①		23-127	④	○	41-14-14	⑥		43-21	①
	23-18	①		23- 73	①		23-128	④	○	41-14-15	⑥		43-22	①
	23-19	①		23- 74	①		23-129	④	○	41-14-16	⑥		43-23	①
	23-20	①		23- 75	①		23-130	④	○	41-14-17	⑥		43-24	①
	23-21	①		23- 76	④		23-131	④	○	41-14-18	⑥		43-25	①
	23-22	①		23- 77	①		23-132	④	○	41-14-19	⑥		43-26	①
	23-23	①		23- 78	①		23-133	④	○	41-14-20	⑥		43-27	①
	23-24	①		23- 79	④		23-134	④		41-15	②		43-28	①
	23-25	①	•	23- 80	⑥		24- 1			41-16	②		43-29	①
	23-26	①		23- 81	④		24- 2			41-16- 1	③		43-30	①
	23-27	①		23- 82	①		24- 3			41-16- 2	②		43-31	①
	23-28	①		23- 83	①		24- 4			41-17	②		43-32	①
	23-29	①		23- 84	①		24- 5			41-18	②		43-33	①
	23-30	①		23- 85	④		24- 6	①		41-19			43-34	①
	23-31	①		23- 86	①		24- 7			41-20			43-35	①
	23-32	①		23- 87	①		24- 8	⑤		41-21	②		43-36	①
	23-33	①		23- 88	①		24- 9	⑤		41-22			43-37	①
	23-34	①		23- 89	①		24-10	⑤		42- 1	③		43-39	④
	23-35	①		23- 90	①		24-11	⑤		42- 2	③		43-40	④
	23-36	①		23- 91	①		24-12			42- 3	③		43-41	④
	23-37	①		23- 92	①		24-14			42- 4	③		43-42	④
	23-38	①		23- 93	①		24-15			42- 5	③		43-43	④
	23-39	①		23- 94	①		24-16	②		42- 6	⑤		43-44	④
	23-40	①		23- 95	①		24-17	②		42- 7	⑤		43-45	④
	23-41	①		23- 96	①		24-18	②		42- 7- 1	③		43-46	④
•	23-42	⑥		23- 97	①		24-19			42- 7- 2	③		43-47	④
	23-43	①		23- 98	①		24-20	②		42- 8	③		43-48	④
	23-44	①		23- 99	①		24-21	②		42- 9	③		43-49	④
	23-45	①		23-100	①	•	41- 1	⑥		42-10			43-50	④
	23-46	①		23-101	①		41- 2	②		42-11			43-51	④
	23-47	①		23-102	①		41- 3	②		42-12			43-52	④
	23-48	①		23-103	①		41- 4	②		42-13	③		43-53	④
	23-49	①		23-104	①		41- 5	②		42-14	③		43-54	④
	23-50	①		23-105	①		41- 6			42-15	③		43-55	④
	23-51	①		23-106	①		41- 7			42-16	③		43-56	④
	23-52	①		23-107	①		41- 8	②		43- 1	④		43-57	④
	23-53	①		23-108	①		41- 9			43- 2	①		43-58	④
	23-54	①		23-109	④		41-10			43- 3	①		43-59	④
	23-55	①		23-110	④		41-11			43- 4	①		43-60	④
	23-56	①		23-111	④		41-12			43- 5	①		43-61	④
	23-57	①		23-112	④		41-13			43- 6	①		43-62	④
	23-58	①		23-113	④		41-14	②		43- 7	①		43-63	④
	23-59	①		23-114	④		41-14-1	②		43- 8	①		43-64	④
	23-60	①		23-115	④	•	41-14-2	⑥		43- 9	①		43-65	④
	23-61	①		23-116	④	•	41-14-3	⑥		43-10	①	•	43-66	⑥
	23-62	①		23-117	④	•	41-14-4	⑥		43-11	①	•	43-67	⑥
	23-63	①		23-118	④	○	41-14-5	⑥		43-12	①		43-68	④
	23-64	①		23-119	④	○	41-14-6	⑥		43-13	①		43-69	④

Mark	Page	Revision number	Mark	Page	Revision number	Mark	Page	Revision number	Mark	Page	Revision number	Mark	Page	Revision number
•	43-70	⑥		52- 6	③		53-41	①		61- 9-1	②		63- 9	①
	43-71	④		52- 7	③		53-42	①		61- 9-2	②		63-10	①
	43-72	④		52- 8			53-43	①		61-10	②		63-11	①
	43-73	④		52- 9	③		53-44	①		61-10-1	②		63-12	①
	43-74	④		52-10	③		53-45	①		61-11	②		63-13	①
	44- 1	②		52-11			53-46	①		61-12	②		63-14	①
	44- 2	②		52-12			53-47	①		61-12-1	②		63-15	①
	44- 3			52-13			53-49	⑤		61-12-2	②		63-16	①
	44- 4	②		52-14	③		53-50	④		61-13	②		63-17	①
	44- 4-1	③		52-15			53-51	④		61-14	②		63-18	①
	44- 4-2	②		52-16			53-52	④		61-16			63-19	①
	44- 5	②		52-17			53-53	④		61-17			63-20	①
	44- 6			52-18			53-54	④		61-18			63-21	①
	44- 7	②		52-19			53-55	④		61-19			63-22	①
	44- 8	②		52-20			53-56	④		61-20	②		63-23	①
	44- 9	②		53- 1	④		53-57	④		61-21			63-24	①
	44- 9-1	②		53- 2	①		53-58	④		61-22			63-25	①
	44- 9-2	②		53- 3	①		53-59	⑤		61-23			63-26	①
	44-10			53- 4	①		53-60	⑤		61-24			63-27	①
	44-11			53- 5	①		53-61	⑤		61-25			63-28	①
	51- 1	②		53- 6	①		53-62	⑤		61-26			63-29	①
	51- 2	②		53- 7	①		53-63	⑤		61-27			63-30	①
	51- 3	②		53- 8	①		53-64	⑤		61-28			63-31	①
	51- 4-1	②		53- 9	①		53-65	⑤		61-29	②		63-32	①
	51- 4-2	②		53-10	①		53-66	⑤		61-30	②		63-33	①
	51- 5	②		53-11	①		53-67	⑤		62- 1	③		63-34	①
	51- 5-1	②		53-12	①		53-68	⑤		62- 2	③		63-35	①
	51- 5-2	②		53-13	①		53-69	⑤		62- 2-1	③		63-36	①
	51- 6			53-14	①		53-70	⑤		62- 3			63-37	①
	51- 7			53-15	①		53-71	⑤		62- 4	③		63-38	①
	51- 8			53-16	①		53-72	⑤		62- 5	③		63-39	④
	51- 9			53-17	①		54- 1			62- 5-1	③		63-40	④
	51-10			53-18	①		54- 2			62- 6			63-41	④
	51-11			53-19	①		54- 3			62- 7	③		63-42	④
	51-12			53-20	①		54- 4			62- 8	③		63-43	④
	51-13	②		53-21	①		54- 5			62- 9		•	63-44	⑥
	51-14			53-22	①		54- 6	②		62-10	③		63-45	④
	51-15			53-23	①		54- 7	②		62-11	③		63-46	④
•	51-16	⑥		53-24	①		54- 7-1	②		62-12	③		63-47	④
•	51-17	⑥		53-25	①		54- 7-2	②		62-13	③		63-48	④
	51-19	②		53-26	①		54- 8			62-14	③		63-49	④
	51-20	②		53-27	①		54- 9	②		62-15	③		63-50	④
	51-20-1	②		53-28	①		54-10	②		62-16			63-51	④
	51-20-2	②		53-29	①		61- 1	②		62-17	③		64- 1	②
	51-21	②		53-30	⑤		61- 2	②		62-18	③		64- 2	
	51-22			53-31	①		61- 3			62-19			64- 3	
	51-23	②		53-32	①		61- 3-2	②		62-20	③		64- 4	
	51-24	②		53-33	①		61- 4	②		63- 1	④		64- 5	
	51-24-1	②		53-34	①		61- 5	②		63- 2	①		64- 6	②
	51-25			53-35	①		61- 6	⑤		63- 3	①		64- 7	②
	52- 1	③		53-36	①		61- 6-1	⑤		63- 4	①		64- 8	②
	52- 2	③		53-37	①		61- 6-2	⑤		63- 5	①		64- 9	②
	52- 3	③		53-38	①		61- 7	⑤		63- 6	①		64- 9-1	②
	52- 4			53-39	①		61- 8	②		63- 7	①		64- 9-2	②
	52- 5	③		53-40	①		61- 9			63- 8	①		64-10	②

Mark	Page	Revision number	Mark	Page	Revision number	Mark	Page	Revision number	Mark	Page	Revision number	Mark	Page	Revision number
	64-11	②		81-36	②		82-44			82- 60			82-115	③
	64-12	②		81-37	②		82-45			82- 61			82-116	③
	64-13	②		81-38	②		82-46	③		82- 62			82-117	③
	64-14	②		81-39	②		82-47			82- 63			82-118	③
	81- 1	②		81-40	②		82-48	③		82- 64			82-119	③
	81- 3	②		81-41	②		82-49			82- 65			82-120	③
	81- 5	②		81-42	②		82-50			82- 66			82-121	③
	81- 5-2	⑤		82- 1	③		82-51			82- 67			82-122	③
	81- 5-4	⑤		82- 1-1	③		82-52			82- 68			82-123	③
	81- 5-6	②		82- 1-2	③		82-54	③		82- 69			82-124	③
	81- 6	②		82- 2	③		82-54- 1	③		82- 70			82-125	③
	81- 7	②	•	82- 3	⑥		82-55	③		82- 71			82-127	③
	81- 7-1	②		82- 5	③		82-55- 1	③		82- 72			82-128	③
	81- 8			82- 6			82-55- 2	③		82- 73			82-129	③
	81- 9			82- 8			82-55- 3	③		82- 74			82-130	③
	81-10			82- 9			82-55- 5	③		82- 75			82-131	③
	81-11	②		82-10	③		82-55- 6	③		82- 76	•		82-132	⑥
	81-12	②		82-11	③		82-55- 7	③		82- 77	•		82-133	⑥
	81-13	②		82-12	③		82-55- 8	③		82- 78			82-134	③
	81-14	②		82-13	③		82-55- 9	③		82- 79	•		82-135	⑥
	81-15	②		82-14	③		82-55-10	③		82- 80	•		82-136	⑥
	81-15-1	②		82-15			82-55-11	③		82- 81			82-137	③
	81-15-2	②		82-16			82-55-12	③		82- 82			82-138	③
	81-16	②		82-17	③		82-55-13	③		82- 83	•		82-139	⑥
	81-16-1	②		82-17-1	③		82-55-14	③		82- 84			82-140	③
	81-16-2	②		82-17-2	③		82-55-15	③		82- 85			82-141	③
	81-16-3	②		82-19	③		82-55-16	③		82- 86			82-142	③
	81-16-4	②		82-20	③		82-55-17	③		82- 87			82-143	③
	81-16-5	②		82-21	③		82-55-18	③		82- 88			82-144	③
	81-16-6	②		82-22	③		82-55-19	③		82- 89	•		82-145	⑥
	81-16-7	②		82-22-1	③		82-55-20	③		82- 90	•		82-146	⑥
	81-17	②		82-22-2	③		82-55-21	③		82- 91	•		82-147	⑥
	81-18	②		82-22-3	③		82-55-22	③		82- 92			82-148	③
	81-19	②		82-22-5	③		82-55-23	③		82- 93			82-149	③
	81-20	②		82-22-6	③		82-55-24	③		82- 94			82-150	③
	81-21	②		82-23	③		82-55-25	③		82- 95			82-151	③
	81-22	②		82-24	③		82-55-26	③		82- 96	•		82-152	⑥
	81-23	②		82-25			82-55-27	③		82- 97			82-153	③
	81-24	②		82-26			82-55-29	③		82- 98			82-154	③
	81-25	②		82-27	③		82-55-30	③		82- 99			83- 1	④
	81-25-1	②		82-28	③		82-55-31	③		82-100			83- 2	④
	81-25-2	②		82-29	③		82-55-32	③		82-102			83- 3	④
	81-25-3	②		82-30			82-55-33	③		82-103			93- 1	①
	81-26	②		82-32	③		82-55-34	③		82-104			93- 2	①
	81-27			82-33	③		82-55-35	③		82-105			97-001	
	81-27-1	②		82-34			82-55-36	③		82-106			97-002	
	81-27-2	②		82-35			82-55-37	③		82-107			97-003	
	81-28	②		82-36	③		82-55-38	③		82-108			97-004	
	81-29			82-37			82-55-39	③		82-109			97-005	
	81-30	②		82-38	③		82-55-40	③		82-110			97-006	
	81-31	②		82-39	③		82-55-41	③		82-111			97-007	
	81-32	②		82-40			82-55-42	③		82-112			97-008	
	81-33	②		82-41			82-55-43	③		82-113			97-101	
	81-34	②		82-42	③		82-57	③		82-114			97-102	
	81-35	②		82-43			82-59	③		82-114-1	③		97-103	

Mark	Page	Revision number	Mark	Page	Revision number	Mark	Page	Revision number	Mark	Page	Revision number	Mark	Page	Revision number
	97-104													
	97-105													
	97-106													
	97-107													
	97-108													
	97-109													
	97-110													
	97-111													
	97-112													
	97-113													
	97-114													
	97-115													
	97-116													
	97-117													

WEIGHT TABLE

 This weight table is a guide for use when transporting or handling components.

Unit: kg

Machine Model Serial No.	WA380-1	
	10001 – 19999	20001 and up
Engine assembly	750	750
Radiator assembly	160	160
Torque converter assembly	160	160
Transmission assembly	550	550
Center drive shaft	25	25
Front drive shaft	20	20
Rear drive shaft	12	11
Front axle assembly	1,129	1,132
Rear axle assembly	1,109	1,120
Front differential assembly	191	191
Rear differential assembly	176	176
Planetary carrier assembly (1 piece)	68	68
Planetary hub assembly (1 piece)	73	78
Axle support (Rear axle)	61 (83)	102
Wheel (1 piece)	100	100
Tire (1 piece)	210	210
Steering valve	32	22
Steering cylinder (1 piece)	27	25
Brake (1 piece)	111	97
Hydraulic tank (dry)	83	235
Hydraulic pump	26	45
Main control valve	57	57
Lift cylinder (1 piece)	164	149
Dump cylinder	185	165
Engine hood	134	134
Front frame	1,308	1,320
Rear frame	1,021	1,095
Bucket link	52	53
Tilt lever	248	310

Unit: kg

Machine Model	WA380-1	
	Serial No.	10001 – 19999
Lift arm with bushing	960	998
Bucket with bolt on cutting edge	1,560	1,590
Counterweight	785	885
Fuel tank	204	173
Battery (1 piece)	44	44
Air conditioner unit	57	57
Operator's seat	37	37
Floor plate	75	112
Cab	310	310

TABLE OF OIL AND COOLANT QUANTITIES

RESERVOIR	KIND OF FLUID	AMBIENT TEMPERATURE										CAPACITY (ℓ)	
		-22 -30	-4 -20	14 -10	32 0	50 10	68 20	86 30	104 40	122° F 50° C	Specified	Refill	
Engine oil pan	Engine oil	SAE 30										24 (24)	22 (22)
		SAE 10W											
					SAE 10W-30								
				SAE 15W-40									
Brake	Engine oil	SAE 10W										7 (-)	7 (-)
Transmission case		SAE 30										55 (55)	53 (53)
		SAE 10W											
Hydraulic system		SAE 10W										120 (140)*1	76 (90)*1
Axle (Front and rear)		See NOTE (4)										each 45 (each 48)	each 45 (each 48)
Fuel tank	Diesel fuel	ASTM D975 No. 1										240 (270)	-
		ASTM D975 No. 2											
Cooling system	Water	Add antifreeze										52 (52)	-

ASTM: American Society of Testing and Material
 SAE: Society of Automotive Engineers

() : For serial No. 20001 and up
 *1: Incl. brake system

Specified capacity: Total amount-of oil including oil for components and oil in piping.
 Refill capacity: Amount of oil needed to refill system during normal inspection and maintenance.

NOTE:

(1) When fuel sulphur content is less than 0.5%, change oil in the oil pan every periodic maintenance hours described in this manual.
 Change oil according to the following table if fuel sulphur content is above 0.5%.

Fuel sulphur content	Change interval of oil in engine oil pan
0.5 to 1.0%	1/2 of regular interval
Above 1.0%	1/4 of regular interval

- (2) When starting the engine in an atmospheric temperature of lower than 0°C, be sure to use engine oil of SAE10W, SAE10W-30 and SAE15W-40, even though an atmospheric temperature goes up to 10°C more or less in the day time.
- (3) Use API classification CD as engine oil and if API classification CC, reduce the engine oil change interval to half.
- (4) For axle oil, use only recommended oil as follows.
 SHELL: DONAX TT or TD
 CALTEX: RPM TRACTOR HYDRAULIC FLUID
 CHEVRON: TRACTOR HYDRAULIC FLUID
 TEXACO: TDH OIL
 MOBIL: MOBILAND SUPER UNIVERSAL

★ It is possible to substitute engine oil CLASS-CD SAE30 for axle oil.

ENGINE

12 TESTING AND ADJUSTING



Standard value table	12- 2
Tool list for testing and adjusting	12- 3
Adjusting valve clearance	12- 4
Measuring compression pressure	12- 5
Testing and adjusting fuel injection timing ...	12- 6
Measuring engine oil pressure and temperature	12- 8
Measuring blow-by pressure	12- 9
Testing and adjusting fan belt tension	12-10
Measuring exhaust gas color	12-11
Measuring accelerator pedal operating force and operating angle	12-12
Adjusting fuel cut solenoid	12-14

- ★ The following precautions are necessary when using the Standard Value Tables to make judgements during troubleshooting or during testing and adjusting.
1. The values in these tables are based on the values for new machines leaving the plant, so they should be used as target values when repairing or when estimating wear after a period of use.
 2. The standard values in these tables for judgement when troubleshooting are estimated values based on the standard values for the machine when shipped from the plant, and on the results of various tests. Therefore, they should be used as reference in combination with repair and operating records when making judgements.
 3. These standard value tables must not be used for standard values when judging claims. In addition, do not use these values alone to make simple judgements.

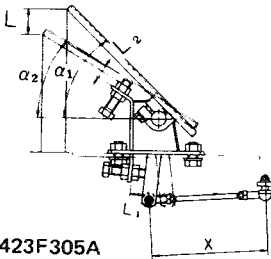
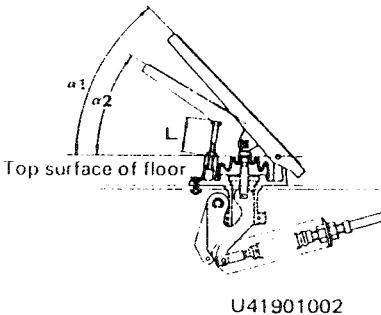
STANDARD VALUE TABLE

(For engine on test bench)

Engine				SA6D110-1	
Category	Item	Condition	Unit	Standard value	Permissible value
Performance	Engine speed	High idling speed Low idling speed	rpm rpm	2480 – 2580 730 – 780	2480 – 2530 730 – 780
	Necessary starting speed	0°C – 20°C (using starting aid)	rpm rpm	Min. 150 Min. 100	– –
Intake and exhaust system	Intake resistance	All speed	mmH ₂ O	Max. 300	635
	Exhaust pressure	At rated output	mmHg	–	–
	Exhaust temperature	All speed (intake air temp.: 20°C)	0°C	Max. 650	650
	Exhaust gas color	Quick acceleration At high idling	Bosch index Bosch index	Max. 6.0 Max. 1.5	8.0 2.5
	Valve clearance (When engine is cold)	Intake valve Exhaust valve	mm mm	0.25 0.45	– –
Body	Compression pressure	Oil temperature 40 – 60°C (engine speed)	kg/cm ² (rpm)	Min. 28 (300 – 350)	22 (300 – 350)
	Blow-by pressure	At rated output, oil temperature min. 70°C SAE30 oil	mmH ₂ O	Max. 150	300
Lubrication system	Oil pressure (Oil temperature min. 80°C)	At rated output	SAE30 oil kg/cm ²	3.5 – 5.5	2.5
		At low idling	SAE10W oil kg/cm ²	–	–
	Oil temperature	Whole speed range (inside oil pan)	°C	Min. 1.5	0.7
	Oil consumption ration	At continuous rated horsepower (proportion of fuel consumption)	%	–	–
Fuel system	Fuel injection pressure	Nozzle tester	kg/cm ²	250 ± 10	200
	Fuel injection timing	Before top dead center	Degree	16	16 ± 1
Cooling system	Coolant temperature	Whole speed range (at engine outlet)	°C	70 – 90	100
	Thermostat function	Valve cracking temperature	°C	74.5 – 78.5	74.5 – 78.5
		Temperature when fully open	°C	90	90
		Lift when fully open	mm	10 ± 5	10 ± 5
	Radiator pressure valve function	Opening pressure (Differential pressure)	kg/cm ²	0.5 ± 0.1	0.5 ± 0.1
Fan speed	At rated speed	rpm	1408 ± 30	1408 ± 30	
Fan belt tension	Deflect when pushed with a force of 6 kg	mm	7.5	5 – 10	

★ The values given in the Testing and Adjusting data are NOT for adjustment of the output. Do not use values as a guide to change the setting of the fuel injection pump.





(For engine on chassis)

Engine			SA6D110-1			
Category	Item	Condition	Unit	Standard value	Permissible value	
Engine	Engine speed	High idling	rpm	2430 – 2530	2430 – 2530	
		Low idling	rpm	(2480 – 2580) 730 – 780	(2480 – 2580) 730 – 780	
	Exhaust gas color	Sudden acceleration At high idling	Bosch index	Max. 6.0	8.0	
			Bosch index	Max. 1.5	2.5	
	Valve clearance	Intake valve (20°C)	mm	0.25	–	
		Exhaust valve (20°C)	mm	0.45	–	
	Compression pressure	Oil temp.: 40 – 60°C Engine speed: 300 – 350 rpm SAE30 oil	kg/cm ²	Min. 28	19.5	
	Blow-by pressure	(water temperature inside operating range) At rated output SAE30 oil	mmH ₂ O	Max. 150	300	
	Oil pressure	(water temperature inside operating range) At high idling At low idling (SAE30, min. 80°C) At low idling (SAE10W, min. 80°C)	kg/cm ²	3.5 – 5.5	2.5	
kg/cm ² kg/cm ²			Min. 1.5 Min. 1.0	0.7 0.7		
Oil temperature	Whole speed range (inside oil pan)	°C	80 – 110	120		
Fuel injection timing	Compression B.T.D.C.	degree	16	16 ± 1		
Alternator drive belt tension	Slack when pushed with finger force of 6 kg	mm	7.5	5 – 10		
Accelerator pedal	Operating force	Serial No. 10001 – 19999  423F305A	kg	4 – 7	Max. 10.5	
	Operating angle		α	degree	α_1 45 α_2 33	–
	Operating travel		L	mm	42	–
	Stopper height		L_1	mm	15 – 25	–
	Stopper height		L_2	mm	15 – 25	–
	Rod length		X	mm	136 – 146	–
	Operating force		Serial No. 20001 and up  U41901002	kg	4 – 8.5	Max. 10.5
	Operating angle	α_1		degree	45	–
	Operating angle	α_2		degree	28	–
	Stopper height	L		mm	47 ± 5°	–

() : Serial No. 20001 and up

TOOL LIST FOR TESTING AND ADJUSTING

No.	Testing and measuring item	Tool	Part No.	Remarks
1	Engine speed	Tachometer	799-203-8000	Digital display 60-19,999 rpm
2	Battery specific gravity	Battery coolant tester	795-500-1000	1.100 – 1.300
3	Coolant freezing temperature			– 5 – – 50°C
4	Water temperature, oil temperature, intake temperature	Thermistor temperature gauge	790-500-1300 or 799-101-6000	0 – 200°C
5	Exhaust temperature			0 – 1,000°C
6	Lubricating oil pressure	Engine pressure measuring kit	799-203-2002	0 – 10 kg/cm ²
7	Fuel pressure			0 – 20 kg/cm ²
8	Intake pressure, exhaust pressure			0 – 1,500 mmHg
9	Blow-by pressure			0 – 1,000 mmH ₂ O
10	Intake resistance			– 1,000 – 0 mmH ₂ O
11	Compression pressure	Compression gauge	795-502-1204	0 – 70 kg/cm ²
12	Blow-by pressure	Blow-by checker	799-201-1503	0 – 500 mmH ₂ O
13	Valve clearance	Feeler gauge	795-125-1330	0.25, 0.45 mm
14	Exhaust gas color	Smoke meter	Commercially available	Discoloration 0 to 70% standard color (Discoloration % x 1/10 = Bosch index)
15	Fuel on water mixed in oil	Engine oil checker	799-201-6000	Water content 0.1%, 0.2% in standard sample
16	Coolant quality	Water quality tester	799-202-7001	PH, nitrous acid ion concentration
17	Leakage from cooling system	Cap tester	799-202-9001	0 – 2 kg/cm ²
18	Fuel injection pressure Nozzle injection condition	Nozzle tester	Commercially available	0 – 300 kg/cm ²
19	Electrical circuit	Tester	Commercially available	Current, voltage, resistance
20	Accelerator pedal force	Push-pull scale	7A0-262-0020	Commercially available 0 – 25 kg

-  When carrying out testing, adjusting or troubleshooting, stop the machine on level ground, insert the safety pins and block the tracks.
-  When working in groups, use agreed signals and do not allow unauthorized persons near the machine.
-  When checking the water level in the radiator wait for the water to cool. Do not remove the radiator cap while the water is hot. Boiling water may spurt out.
-  Be careful not to get caught in rotating parts.

ADJUSTING VALVE CLEARANCE

- ★ Condition: Engine is cold.
- ★ Adjust clearance between valve and rocker lever as follows.



Unit: mm

	Intake valve	Exhaust valve
Cold	0.25	0.45


Special tool

	Part number	Part name	Q'ty
A	795-125-1330	Feeler gauge	1

1. Remove air cleaner assembly and intake connector, then remove cylinder head cover (1).
2. Rotate the crankshaft in the normal direction to align pointer (2) with the 1.6 TOP mark on crankshaft pulley. When rotating, check the movement of the valves. When the pointer is in line with the 1.6 TOP mark, No.1 cylinder should be at compression top dead center.
3. When No. 1 cylinder is at compression top dead center, adjust the valve marked ●. When No.6 cylinder is at compression top dead center, adjust the valves marked ○.



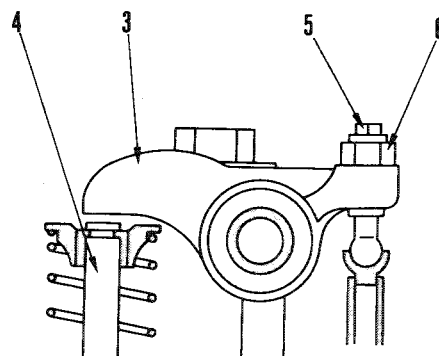
Cylinder No.	1	2	3	4	5	6
Intake valve	●	●	○	●	○	○
Exhaust valve	●	○	●	○	●	○



4. To adjust, insert tool A between rocker lever (3) and valve stem (4) and turn adjustment screw (5) until clearance is a sliding fit. Then tighten lock nut (6) to hold adjustment screw in position.

Lock nut: 3.2 ± 0.3 kgm

5. Next, rotate crankshaft one turn in the normal direction and adjust the valve clearance of the remaining valves marked ○.
 - ★ After adjusting No.1 cylinder at compression top dead center, it is also possible to turn the crankshaft 120° each time and adjust the valve clearance of each cylinder according to the firing order.
 - Firing order: 1-5-3-6-2-4
 - ★ After tightening the lock nut, check the clearance again.



423F301

Thanks for your reading.

Please click here to download complete manual instantly.

And can also choose other manuals.

Feel free --->write to me with any questions.

Our service email:

manuals007@hotmail.com