

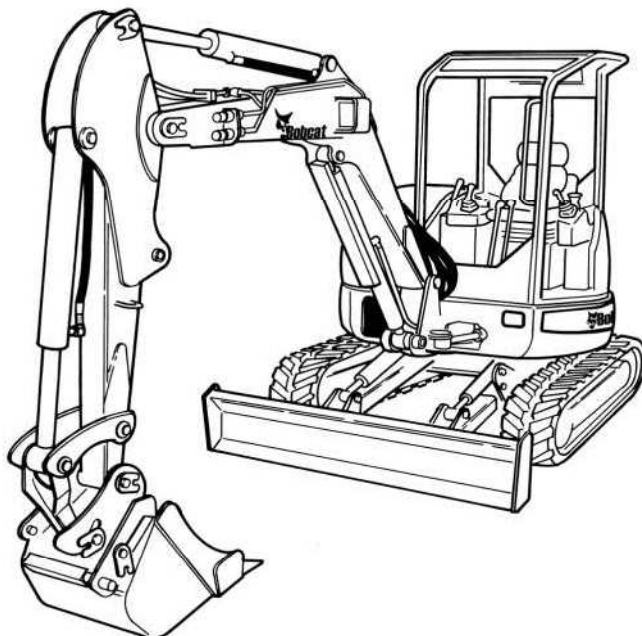
430



Bobcat®

Service Manual

S/N 562511001 & Above
S/N 562711001 & Above
S/N 562911001 & Above
S/N 563011001 & Above



MAINTENANCE SAFETY



WARNING

Instructions are necessary before operating or servicing machine. Read and understand the Operation & Maintenance Manual, Operator's Handbook and signs (decals) on machine. Follow warnings and instructions in the manuals when making repairs, adjustments or servicing. Check for correct function after adjustments, repairs or service. Untrained operators and failure to follow instructions can cause injury or death.

W-2003-0807



Safety Alert Symbol: This symbol with a warning statement, means: "Warning, be alert! Your safety is involved!" Carefully read the message that follows.


CORRECT



P-90216

- ⚠ Never service the Bobcat Hydraulic Excavator without instructions.


CORRECT



B-14148

- ⚠ Use the correct procedure to lift and support the excavator.
- ⚠ Always lift the blade fully before installing jackstands.

CORRECT



B-14142

- ⚠ Cleaning and maintenance are required daily.


WRONG



B-14147

- ⚠ Have good ventilation when welding or grinding painted parts.
- ⚠ Wear dust mask when grinding painted parts. Toxic dust and gas can be produced.


WRONG



B-14141

- ⚠ Vent exhaust to outside when engine must be run for service.
- ⚠ Exhaust system must be tightly sealed. Exhaust Fumes can kill without warning.

WRONG



B-14145

- ⚠ Always lower the bucket and blade to the ground before doing any maintenance.
- ⚠ Never modify equipment or add attachments not approved by Bobcat Company.


WRONG



B-14146

- ⚠ Stop, cool and clean engine of flammable materials before checking fluids.
- ⚠ Never service or adjust machine with the engine running unless instructed to do so in the manual.
- ⚠ Avoid contact with leaking hydraulic fluid or diesel fuel under pressure. It can penetrate the skin or eyes.
- ⚠ Never fill fuel tank with engine running, while smoking or when near open flame.

WRONG



B-14143

- ⚠ Keep body, jewelry and clothing away from moving parts, electrical contact, hot parts and exhaust.
- ⚠ Wear eye protection to guard from battery acid, compressed springs, fluids under pressure and flying debris when engines are running or tools are used. Use eye protection approved for type of welding.
- ⚠ Keep rear door closed except for service. Close and latch door before operating the excavator.

WRONG



B-6589

- ⚠ Lead-acid batteries produce flammable and explosive gases.
- ⚠ Keep arcs, sparks, flames and lighted tobacco away from batteries.
- ⚠ Batteries contain acid which burns eyes or skin on contact. Wear protective clothing. If acid contacts body, flush well with water. For eye contact flush well and get immediate medical attention.

Maintenance procedures which are given in the Operation & Maintenance Manual can be performed by the owner/operator without any specific technical training. Maintenance procedures which are not in the Operation & Maintenance Manual must be performed **ONLY BY QUALIFIED BOBCAT SERVICE PERSONNEL**. Always use genuine Bobcat replacement parts. The Service Safety Training Course is available from your Bobcat dealer.

MSW20-0409



Bobcat®

ALPHABETICAL INDEX

AIR CLEANER	10-01, 70-01	ELECTRICAL SYSTEM INFORMATION.....	60-01
AIR CONDITIONING SERVICE	80-01	ENGINE	70-01
AIR CONDITIONING SYSTEM FLOW	80-01	ENGINE ACCESSORY DRIVE BELT	10-01
ALTERNATOR	60-01	ENGINE COMPONENTS AND TESTING	70-01
ANGLE BLADE	40-01	ENGINE FLYWHEEL.....	70-01
ANGLE BLADE ASSEMBLY	40-01	ENGINE LUBRICATION SYSTEM	10-01
ANGLE BLADE CUTTING EDGE	40-01	ENGINE SPECIFICATIONS	SPEC-01
ANGLE BLADE CYLINDER.....	40-01	ENGINE SPEED CONTROL	50-01
ANGLE BLADE VALVE	20-01	EVAPORATOR	80-01
ARM	50-01	EVAPORATOR/HEATER UNIT.....	80-01
ARM CYLINDER	20-01	EXPANSION VALVE	80-01
BASIC TROUBLESHOOTING	80-01	FAN/CHARGE PUMP	30-01
BATTERY	60-01	FLOORMAT AND FLOOR PLATES	50-01
BLADE	40-01	FUEL, COOLANT AND LUBRICANTS	SPEC-01
BLADE CONTROL.....	50-01	FUEL LEVEL SENDER	60-01
BLADE CYLINDER.....	20-01	FUEL SYSTEM.....	10-01
BLOWER FAN	80-01	FUEL TANK	50-01
BOOM.....	50-01	 	
BOOM CYLINDER	20-01	GENERAL AIR CONDITIONING SERVICE GUIDELINES	
BOOM SWING CYLINDER.....	20-01	80-01
BOOM SWING LOCK VALVE	20-01	 	
BUCKET	50-01	HEATER AIR FILTER (WITH CAB OPTION ONLY)	
BUCKET CYLINDER	20-01	10-01
BUILD UP VALVE	20-01	HEATER COIL.....	80-01
 		HEATER VALVE	80-01
CAB.....	50-01	HORN	50-01
CASE DRAIN FILTER.....	20-01	HOSES	20-01
CLAMP.....	50-01	HYDRAULIC CONTROL VALVE	20-01
CLAMP CYLINDER	20-01	HYDRAULIC CONNECTION SPECS	SPEC-01
COMPONENTS	80-01	HYDRAULIC FLUID SPECIFICATIONS.....	SPEC-01
COMPRESSOR	80-01	HYDRAULIC FILTER MOUNT.....	20-01
CONDENSOR	80-01	HYDRAULIC PUMP	20-01
CONVERSIONS	SPEC-01	HYDRAULIC PUMP START-UP	20-01
CONTROL LINKAGE ASSEMBLY.....	50-01	HYDRAULIC RESERVOIR.....	20-01
CONTROL PATTERN SELECTOR VALVE	20-01	HYDRAULIC SYSTEM	10-01
COOLING FAN	20-01	HYDRAULIC SYSTEM INFORMATION	20-01
COOLING SYSTEM.....	10-01	HYDRAULIC X-CHANGE VALVE.....	50-01
CROSSPORT RELIEF VALVE	20-01	HYDROSTATIC PUMP	30-01
 		HYDROSTATIC SYSTEM INFORMATION.....	30-01
DELUXE INSTRUMENT PANEL SETUP.....	60-01	 	
DIAGNOSTICS SERVICE CODE	60-01	LEFT CONTROL LEVER (JOYSTICK)	20-01
DIRECT TO TANK VALVE	20-01	LEFT CONSOLE	50-01
DRIVE BELT	30-01	LIFTING AND BLOCKING THE EXCAVATOR	10-01
DRIVE BELT SHIELD	30-01	LIFTING THE EXCAVATOR	10-01
 		LIGHTS.....	60-01
 		LOWER TRACK ROLLER.....	40-01
 		LUBRICATION OF THE HYDRAULIC EXCAVATOR	
 		10-01

Continued On Next Page

ALPHABETICAL INDEX (CONT'D)

MAIN RELIEF VALVES.....	20-01	UPPERSTRUCTURE.....	50-01
MANIFOLD ASSEMBLY/ACCUMULATOR.....	20-01	UPPERSTRUCTURE SLEW LOCK.....	10-01, 50-01
MUFFLER.....	70-01	UPPER TRACK ROLLER.....	40-01
OIL COOLER.....	20-01	X-CHANGE.....	50-01
OPERATOR CAB (ROPS/TOPS).....	10-01	X-CHANGE (HYDRAULIC).....	50-01
PORT RELIEF VALVES.....	20-01		
PRESSURE REDUCING VALVE.....	20-01		
PRESSURE RELIEF VALVE.....	80-01		
PRESSURE SWITCH.....	80-01		
RADIATOR.....	70-01		
RECEIVER/DRIER.....	80-01		
RECONDITIONING THE ENGINE.....	70-01		
REGULAR MAINTENANCE.....	80-01		
RIGHT CONTROL LEVER (JOYSTICK).....	20-01		
RIGHT CONSOLE.....	50-01		
RIGHT PEDAL AND LINKAGE.....	50-01		
RIGHT SIDE COVER.....	10-01, 50-01		
ROPS CANOPY.....	50-01		
SAFETY.....	80-01		
SEAT AND SEAT MOUNT.....	50-01		
SERVICE SCHEDULE.....	10-01		
SPARK ARRESTOR MUFFLER.....	10-01		
SPECIFICATIONS.....	SPEC-01		
STARTER.....	60-01		
SWING CIRCLE GEAR.....	40-01		
SWING FRAME.....	50-01		
SWING MOTOR.....	20-01		
SWING MOTOR DRIVE CARRIER.....	20-01		
SWIVEL JOINT.....	20-01		
SYSTEM CHARGING AND RECLAMATION.....	80-01		
SYSTEM TROUBLESHOOTING CHART.....	80-01		
TAILGATE.....	10-01, 50-01		
TEMPERATURE/PRESSURE.....	80-01		
THERMOSTAT.....	80-01		
TORQUE SPECIFICATIONS.....	SPEC-01		
TRACK DAMAGE IDENTIFICATION.....	40-01		
TRACK FRAME.....	40-01		
TRACK IDLER.....	40-01		
TRACKS.....	40-01		
TRANSPORTING THE EXCAVATOR.....	10-01		
TRAVEL CONTROL VALVE.....	20-01		
TRAVEL CONTROLS.....	50-01		
TRAVEL MOTOR.....	10-01, 20-01		
TRAVEL PILOT PRESSURE.....	30-01		
TROUBLESHOOTING.....	70-01		
TWO SPEED SWITCH.....	60-01		

CONTENTS

FOREWORD.....	II
SAFETY INSTRUCTIONS	IV
FIRE PREVENTION	VI
SERIAL NUMBER LOCATIONS	VIII
DELIVERY REPORT.....	IX
BOBCAT EXCAVATOR IDENTIFICATION	VII
SAFETY AND MAINTENANCE.....	10-01
HYDRAULIC SYSTEM	20-01
HYDROSTATIC SYSTEM.....	30-01
UNDERCARRIAGE.....	40-01
UPPERSTRUCTURE & SWING SECTION	50-01
ELECTRICAL SYSTEM AND ANALYSIS	60-01
ENGINE SERVICE	70-01
HEATING, VENTILATION, AIR CONDITIONING	80-01
SPECIFICATIONS.....	SPEC-01

SAFETY &
MAINTENANCE

HYDRAULIC
SYSTEM

HYDROSTATIC
SYSTEM

UNDER-
CARRIAGE

UPPER-
STRUCTURE &
SWING SECTION

ELECTRICAL
SYSTEM &
ANALYSIS

ENGINE
SERVICE

HVAC

SPECIFICATIONS

Please Click Here To Download The Complete Manual
Download Other Manuals
If Having Any Questions Feel Free To Contact us

admin@servicemanualbit.com