

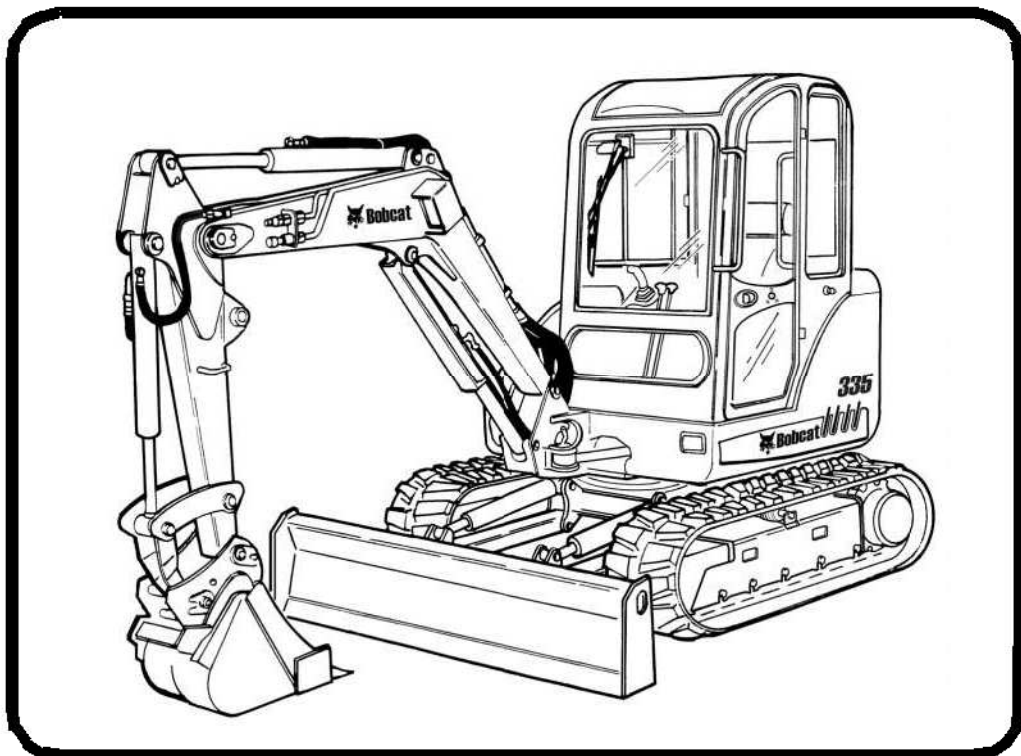


Bobcat®

Service Manual

335 Compact Excavator

S/N A16U11001 & Above



MAINTENANCE SAFETY




WARNING

Instructions are necessary before operating or servicing machine. Read and understand the Operation & Maintenance Manual, Operator's Handbook and signs (decals) on machine. Follow warnings and instructions in the manuals when making repairs, adjustments or servicing. Check for correct function after adjustments, repairs or service. Untrained operators and failure to follow instructions can cause injury or death.


W-2003-0807




Safety Alert Symbol: This symbol with a warning statement, means: "Warning, be alert! Your safety is involved!" Carefully read the message that follows.




⚠ Never service the Bobcat Excavator without instructions.



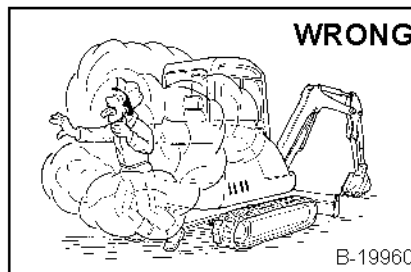
⚠ Use the correct procedure to lift and support the excavator.




⚠ Cleaning and maintenance are required daily.




⚠ Have good ventilation when welding or grinding painted parts.
⚠ Wear dust mask when grinding painted parts. Toxic dust and gas can be produced.



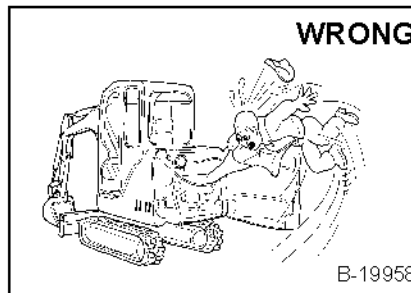
⚠ Vent exhaust to outside when engine must be run for service.
⚠ Exhaust system must be tightly sealed. Exhaust fumes can kill without warning.




⚠ Always lower the bucket and blade to the ground before doing any maintenance.
⚠ Never modify equipment or add attachments not approved by Bobcat Company.



⚠ Stop, cool and clean engine of flammable materials before checking fluids.
⚠ Never service or adjust machine with the engine running unless instructed to do so in the manual.
⚠ Avoid contact with leaking hydraulic fluid or diesel fuel under pressure. It can penetrate the skin or eyes.
⚠ Never fill fuel tank with engine running, while smoking, or when near open flame.



⚠ Keep body, jewelry and clothing away from moving parts, electrical contact, hot parts and exhaust.
⚠ Wear eye protection to guard from battery acid, compressed springs, fluids under pressure and flying debris when engines are running or tools are used. Use eye protections approved for type of welding.
⚠ Keep tailgate closed except for service. Close and latch tailgate before operating the excavator.



⚠ Lead-acid batteries produce flammable and explosive gases.
⚠ Keep arcs, sparks, flames and lighted tobacco away from batteries.
⚠ Batteries contain acid which burns eyes or skin on contact.
⚠ Wear protective clothing. If acid contacts body, flush well with water. For eye contact flush well and get immediate medical attention.

Maintenance procedures which are given in the Operation & Maintenance Manual can be performed by the owner/operator without any specific technical training. Maintenance procedures which are not in the Operation & Maintenance Manual must be performed **ONLY BY QUALIFIED BOBCAT SERVICE PERSONNEL**. Always use genuine Bobcat replacement parts. The Service Safety Training Course is available from your Bobcat dealer.

MSW28-0409



Bobcat®

ALPHABETICAL INDEX

ACCESSORY DRIVE BELT	10-01	EVAPORATOR SPECIFICATIONS.....	SPEC-01
AIR CLEANER	60-01	EXCAVATOR STORAGE AND RETURN TO	
AIR CLEANER SERVICE	10-01	SERVICE	10-01
AIR CONDITIONING SYSTEM FLOW	70-01	EXPANSION VALVE	70-01
ALTERNATOR	50-01	FAN.....	60-01
ANGLE BLADE	30-01	FLOORMAT AND FLOOR PANEL	40-01
ANBLE BLADE ASSEMBLY	30-01	FUEL LEVEL SENDER	50-01
ANGLE BLADE CUTTING EDGE	30-01	FUEL SYSTEM.....	10-01, 60-01
ANGLE BLADE CYLINDER	20-01	FUEL TANK	40-01
ANGLE BLADE VALVE	20-01	FLYWHEEL AND HOUSING	60-01
ARM.....	40-01		
ARM CYLINDER	20-01		
		HEATER COIL.....	70-01
BATTERY.....	50-01	HEATER VALVE	70-01
BLADE	30-01	HORN	40-01
BLADE CONTROL.....	40-01	HYDRAULIC CONTROL VALVE	20-01
BLADE CYLINDER.....	20-01	HYDRAULIC CONNECTION	
BLOWER FAN	70-01	SPECIFICATIONS.....	SPEC-01
BOOM.....	40-01	HYDRAULIC FLUID SPECIFICATIONS.....	SPEC-01
BOOM CYLINDER.....	20-01	HYDRAULIC FILTER.....	20-01
BOOM SWING CYLINDER.....	20-01	HYDRAULIC PUMP	20-01
BOOM SWING LOCK VALVE	20-01	HYDRAULIC PUMP START-UP.....	20-01
BOOM SWING PEDAL.....	20-01	HYDRAULIC RESERVOIR.....	20-01
BUCKET	40-01	HYDRAULIC SYSTEM.....	10-01
BUCKET CYLINDER	20-01	HYDRAULIC SYSTEM INFORMATION	20-01
		HYDRAULIC X-CHANGE™ VALVE	20-01
CAB.....	40-01	LEFT CONTROL LEVER (JOYSTICK)	20-01
CAMSHAFT AND TIMING GEARS.....	60-01	LEFT CONSOLE	40-01
CANOPY.....	40-01	LIFTING AND BLOCKING THE EXCAVATOR	10-01
CASE DRAIN FILTER	20-01	LIFTING THE EXCAVATOR	10-01
CLAMP.....	40-01	LIGHTS.....	50-01
CLAMP CYLINDER	20-01	LUBRICATING THE EXCAVATOR	10-01
COMPRESSOR	70-01	LUBRICATION SYSTEM.....	60-01
CONDENSOR	70-01		
CONVERSIONS	SPEC-01	MAGNETIC LOCKOUT SENSOR.....	50-01
CONTROL PATTERN SELECTOR VALVE	20-01	MAIN RELIEF VALVE	20-01
CRANKSHAFT AND PISTONS	60-01	MANIFOLD ASSEMBLY/ACCUMULATOR	20-01
CROSS PORT RELIEF VALVES	20-01		
CYLINDER HEAD.....	60-01	OIL COOLER.....	20-01
		OPERATOR CAB (ROPS/TOPS)	10-01
DIAGNOSTICS SERVICE CODES.....	50-01		
DIRECT TO TANK VALVE	20-01	PIVOT PINS	10-01
DIVERTER VALVE	20-01	PORT RELIEF VALVES.....	20-01
		PRESSURE REDUCING VALVE.....	20-01
ELECTRICAL SYSTEM INFORMATION	50-01		
ENGINE COOLING SYSTEM.....	10-01, 60-01	RECEIVER/DRIER	70-01
ENGINE INFORMATION	60-01	REGULAR MAINTENANCE	70-01
ENGINE LUBRICATION SYSTEM.....	10-01	RIGHT CONTROL LEVER (JOYSTICK)	20-01
ENGINE SPEED CONTROL	60-01	RIGHT CONSOLE.....	40-01
EVAPORATOR COIL	70-01	RIGHT SIDE COVER	10-01, 40-01
EVAPORATOR/HEATER UNIT	70-01		

Continued On Next Page

ALPHABETICAL INDEX (CONT'D)

SAFETY	70-01
SEAT AND SEAT MOUNT	40-01
SEAT BELT	10-01
SERVICE SCHEDULE	10-01
SPARK ARRESTOR MUFFLER	10-01, 60-01
STARTER	50-01
STOPPING THE ENGINE AND LEAVING THE EXCAVATOR	10-01
SWING CIRCLE GEAR	30-01
SWING FRAME	40-01
SWING MOTOR	20-01
SWING MOTOR DRIVE CARRIER.....	20-01
SWIVEL JOINT	20-01
SYSTEM CHARGING AND RECLAMATION.....	70-01
TAILGATE	10-01, 40-01
THERMOSTAT	70-01
TORQUE SPECIFICATIONS FOR BOLTS.....	SPEC-01
TRACK FRAME COMPONENTS	30-01
TRANSPORTING THE EXCAVATOR ON A TRAILER.....	10-01
TRAVEL CONTROL VALVE	20-01
TRAVEL LEVER/PEDALS	40-01
TRAVEL MOTOR.....	10-01, 20-01
TROUBLESHOOTING.....	70-01
UPPERSTRUCTURE	40-01
UPPERSTRUCTURE SLEW LOCK	10-01, 40-01
X-CHANGE.....	40-01
X-CHANGE (HYDRAULIC).....	40-01

CONTENTS

FOREWORD.....	II
SAFETY INSTRUCTIONS	IV
FIRE PREVENTION	VI
SERIAL NUMBER LOCATIONS	VIII
DELIVERY REPORT.....	IX
EXCAVATOR IDENTIFICATION	X
SAFETY AND MAINTENANCE.....	10-01
HYDRAULIC SYSTEM	20-01
UNDERCARRIAGE.....	30-01
UPPERSTRUCTURE & SWING SECTION	40-01
ELECTRICAL SYSTEM AND ANALYSIS	50-01
ENGINE SERVICE	60-01
HEATING, VENTILATION, AIR CONDITIONING	70-01
SPECIFICATIONS.....	SPEC-01

**SAFETY AND
MAINTENANCE**

**HYDRAULIC
SYSTEM**

UNDERCARRIAGE

**UPPERSTRUCTURE
& SWING
SECTION**

**ELECTRICAL
SYSTEM AND
ANALYSIS**

**ENGINE
SERVICE**

HVAC

SPECIFICATIONS

Please Click Here To Download The Complete Manual
Download Other Manuals
If Having Any Questions Feel Free To Contact us

admin@servicemanualbit.com