

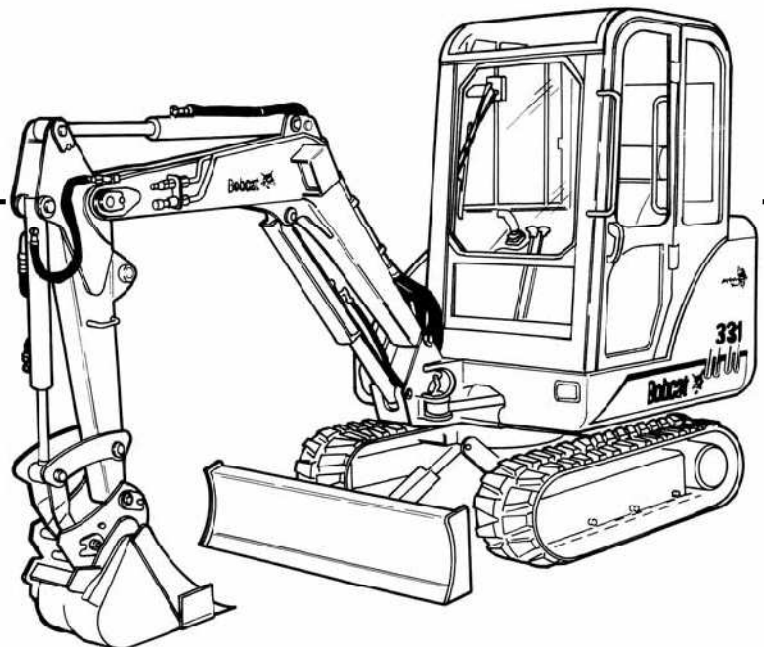


Bobcat®

**331
331E
334**

Service Manual

**S/N 232511001 & Above
S/N 232711001 & Above
S/N 232611001 & Above
(D Series)**



MAINTENANCE SAFETY



WARNING

Instructions are necessary before operating or servicing machine. Read and understand the Operation & Maintenance Manual, Operator's Handbook and signs (decals) on machine. Follow warnings and instructions in the manuals when making repairs, adjustments or servicing. Check for correct function after adjustments, repairs or service. Untrained operators and failure to follow instructions can cause injury or death.

W-2003-0903



Safety Alert Symbol: This symbol with a warning statement, means: "Warning, be alert! Your safety is involved!" Carefully read the message that follows.


CORRECT



B-10731a

- ⚠ Never service the Hydraulic Excavator without instructions.


CORRECT



B-14148

- ⚠ Use the correct procedure to lift and support the excavator.
- ⚠ Always lift the blade fully before installing jackstands.

CORRECT



B-14142

- ⚠ Cleaning and maintenance are required daily.


WRONG



B-14147

- ⚠ Have good ventilation when welding or grinding painted parts.
- ⚠ Wear dust mask when grinding painted parts. Toxic dust and gas can be produced.


WRONG



B-14141

- ⚠ Vent exhaust to outside when engine must be run for service.
- ⚠ Exhaust system must be tightly sealed. Exhaust Fumes can kill without warning.


WRONG



B-14145

- ⚠ Always lower the bucket and blade to the ground before doing any maintenance.
- ⚠ Never modify equipment or add attachments not approved by Bobcat Company.

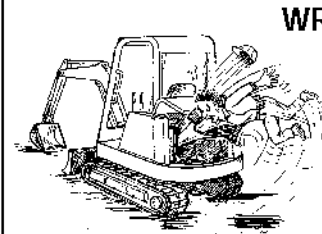
WRONG



B-14146

- ⚠ Stop, cool and clean engine of flammable materials before checking fluids.
- ⚠ Never service or adjust machine with the engine running unless instructed to do so in the manual.
- ⚠ Avoid contact with leaking hydraulic fluid or diesel fuel under pressure. It can penetrate the skin or eyes.
- ⚠ Never fill fuel tank with engine running, while smoking or when near open flame.

WRONG



B-14143

- ⚠ Keep body, jewelry and clothing away from moving parts, electrical contact, hot parts and exhaust.
- ⚠ Wear eye protection to guard from battery acid, compressed springs, fluids under pressure and flying debris when engines are running or tools are used. Use eye protection approved for type of welding.
- ⚠ Keep rear door closed except for service. Close and latch door before operating the excavator.

WRONG



B-6589

- ⚠ Lead-acid batteries produce flammable and explosive gases.
- ⚠ Keep arcs, sparks, flames and lighted tobacco away from batteries.
- ⚠ Batteries contain acid which burns eyes or skin on contact. Wear protective clothing. If acid contacts body, flush well with water. For eye contact flush well and get immediate medical attention.

Maintenance procedures which are given in the Operation & Maintenance Manual can be performed by the owner/operator without any specific technical training. Maintenance procedures which are **not** in the Operation & Maintenance Manual must be performed **ONLY BY QUALIFIED BOBCAT SERVICE PERSONNEL**. Always use **genuine Bobcat replacement parts**. The Service Safety Training Course is available from your Bobcat dealer.

MSW20-0805



Bobcat®

ALPHABETICAL INDEX

AIR CLEANER	60-01	HYDRAULIC PUMP	20-01
AIR CLEANER SERVICE	10-01	HYDRAULIC RESERVOIR	20-01
ALTERNATOR	50-01	HYDRAULIC SYSTEM	10-01
ARM	40-01	HYDRAULIC SYSTEM INFORMATION	20-01
ARM CYLINDER	20-01		
		LEFT CONTROL LEVER (JOYSTICK) (S/N 232512782 & Below, 232711433 & Below and 232612157 & Below)	20-01
BATTERY	50-01	LEFT CONTROL LEVER (JOYSTICK) (S/N 232512783 & Above, 232711434 & Above and 232612158 & Above)	20-01
BLADE	30-01	LEFT CONSOLE	40-01
BLADE CONTROL	40-01	LIFTING AND BLOCKING THE EXCAVATOR	10-01
BLADE CYLINDER	20-01	LIFTING THE EXCAVATOR	10-01
BOOM	40-01	LIGHTS	50-01
BOOM CYLINDER	20-01	LUBRICATING THE EXCAVATOR	10-01
BOOM OFFSET CYLINDER	20-01		
BUCKET	40-01	MAIN RELIEF VALVES	20-01
BUCKET CYLINDER	20-01	MANIFOLD ASSEMBLY (S/N 232512782 & Below, 232711433 & Below and 232612157 & Below)	20-01
BUILD UP VALVE	20-01	MANIFOLD ASSEMBLY (S/N 232512783 & Above, 232711434 & Above and 232612158 & Above)	20-01
		MANIFOLD ASSEMBLY/ACCUMULATOR (S/N 232512782 & Below, 232711433 & Below and 232612157 & Below)	20-01
CAB	40-01	MANIFOLD ASSEMBLY/ACCUMULATOR (S/N 232512783 & Above, 232711434 & Above and 232612158 & Above)	20-01
CASE DRAIN FILTER	20-01	MICROSWITCH	50-01
CLAMP	40-01	MUFFLER	60-01
CONVERSIONS	SPEC-01		
CONTROL LINKAGE ASSEMBLY	40-01	OIL COOLER	20-01
CONTROL PATTERN SELECTOR VALVE	20-01	OPERATOR CAB (ROPS/TOPS) (If Equipped)	10-01
CROSS PORT RELIEF VALVE	20-01		
		PORT RELIEF VALVES	20-01
DIAGNOSTICS SERVICE CODES	50-01	PRESSURE REDUCING VALVE	20-01
DIRECT TO TANK VALVE	20-01	PRESSURE RELIEF VALVE	70-01
		PRESSURE SWITCH	70-01
ELECTRICAL SYSTEM INFORMATION	50-01		
ENGINE	60-01	RADIATOR	60-01
ENGINE COMPONENTS AND TESTING	60-01	RECEIVER/DRIER	60-01
ENGINE COOLING SYSTEM	10-01	RECONDITIONING THE ENGINE	60-01
ENGINE FLYWHEEL	60-01	REGULAR MAINTENANCE	70-01
ENGINE LUBRICATION SYSTEM	10-01	RIGHT CONTROL LEVER (JOYSTICK) (S/N 232512782 & Below, 232711433 & Below and 232612157 & Below)	20-01
ENGINE SPECIFICATIONS	SPEC-01	RIGHT CONTROL LEVER (JOYSTICK) (S/N 232512783 & Above, 232711434 & Above and 232612158 & Above)	20-01
ENGINE SPEED CONTROL	40-01	RIGHT CONSOLE	40-01
EXTENDIBLE ARM CYLINDER	20-01	RIGHT PFDAL AND LINKAGE	40-01
		RIGHT SIDE COVER	40-01
FLOORMAT AND FLOOR PANELS	40-01	ROPS CANOPY	40-01
FUEL, COOLANT AND LUBRICANTS	SPEC-01		
FUEL LEVEL SENDER	50-01		
FUEL SYSTEM	10-01		
FUEL TANK	40-01		
HEATER AIR FILTERS (With Cab Option Only)	10-01		
HORN	40-01		
HYDRAULIC CONNECTION SPECS	SPEC-01		
HYDRAULIC CONTROL VALVE (S/N 232512782 & Below, 232711433 & Below and 232612157 & Below)	20-01		
HYDRAULIC CONTROL VALVE (S/N 232512783 & Above, 232711434 & Above and 232612158 & Above)	20-01		
HYDRAULIC EXCAVATOR SPECS	SPEC-01		
HYDRAULIC FLUID SPECIFICATIONS	SPEC-01		
HYDRAULIC FILTER	20-01		

SAFETY	70-01
SEAT AND MOUNT	40-01
SERVICE SCHEDULE	10-01
SPARK ARRESTOR MUFFLER.....	10-01
STARTER	50-01
SWING CIRCLE GEAR	30-01
SWING FRAME	40-01
SWING LOCK.....	10-01
SWING MOTOR	20-01
SWING MOTOR DRIVE CARRIER.....	20-
SWIVEL JOINT	20-01
SYSTEM CHARGING AND RECLAMATION	40-01
SYSTEM TROUBLESHOOTING CHART.....	70-01
TAILGATE	10-01
TEMPERATURE/PRESSURE	40-01
THERMOSTAT	70-01
TORQUE SPECIFICATIONS	SPEC-01
TRACKS	30-01
TRACK DAMAGE IDENTIFICATION.....	30-01
TRACK FRAME	30-01
TRACK IDLER	30-01
TRACK ROLLER.....	30-
TRANSPORTING THE EXCAVATOR.....	10-01
TRAVEL CONTROLS	40-01
TRAVEL MOTOR.....	10-01, 20-01
TROUBLESHOOTING.....	60-01
TWO SPEED SWITCH	50-01
UPPERSTRUCTURE	40-01

CONTENTS

SAFETY INSTRUCTIONS	V
FOREWORD.....	III
SERIAL NUMBER LOCATIONS	IX
DELIVERY REPORT.....	IX
BOBCAT EXCAVATOR IDENTIFICATION	X
SAFETY AND MAINTENANCE.....	10-01
HYDRAULIC SYSTEM	20-01
UNDERCARRIAGE.....	30-01
UPPERSTRUCTURE & SWING SECTION	40-01
ELECTRICAL SYSTEM AND ANALYSIS.....	50-01
ENGINE SERVICE	60-01
HEATING, VENTILATION, AIR CONDITIONING	70-01
SPECIFICATIONS.....	SPEC-01

**SAFETY AND
MAINTENANCE**

**HYDRAULIC
SYSTEM**

UNDERCARRIAGE

**UPPERSTRUCTURE
& SWING
SECTION**

**ELECTRICAL
SYSTEM AND
ANALYSIS**

**ENGINE
SERVICE**

**HEATING,
VENTILATION,
AIR CONDITIONING**

SPECIFICATIONS

Please Click Here To Download The Complete Manual
Download Other Manuals
If Having Any Questions Feel Free To Contact us

admin@servicemanualbit.com