

# **PARTS MANUAL**

---

**CHALLENGER**

**H135XL, H155XL  
(F006)**

CUSTOMER EDITION

---

***HYSTER***



**SECTIONS**

<b>1</b>	<b>FRAME</b>
<b>2</b>	<b>ENGINE ASSEMBLY</b>
<b>3</b>	<b>FUEL SYSTEM</b>
<b>4</b>	<b>ELECTRICAL SYSTEM</b>
<b>5</b>	<b>TRANSMISSION</b>
<b>6</b>	<b>STEERING SYSTEM</b>
<b>7</b>	<b>BRAKE SYSTEM</b>
<b>8</b>	<b>HYDRAULIC SYSTEM</b>
<b>9</b>	<b>MAST-TWO STAGE LIMITED FREE-LIFT</b>
<b>10</b>	<b>MAST-THREE STAGE FULL FREE-LIFT</b>
<b>11</b>	<b>OPTIONS</b>
<b>12</b>	<b>NUMERICAL INDEX</b>

This Parts Manual is divided into 12 major sections which are listed above. Quick reference to these sections can be made by placing the right thumb on the tab of the desired section, bending the book back and thumbing the pages to the corresponding tab.



**TABLE OF CONTENTS**

DESCRIPTION	PAGE
<b>A</b>	
ACTUATOR.....	7-18
AIR FILTER	
HEAVY DUTY	
DIESEL.....	3-72
GASOLINE AND LPG .....	3-68
STANDARD	
⇒ S/N F006A-7082.....	3-62
S/N F006A-7083 ⇒, S/N F006D-1501 ⇒ .....	3-64
ALTERNATOR	
IDENTIFY BY "DELCO"	
⇒ S/N F006D-3768.....	4-68
IDENTIFY BY "PRESTOLITE" .....	4-74
OPTIONAL.....	4-78
S/N F006D-3769 ⇔ S/N F006D-6520 .....	4-72
ALTERNATOR MOUNTING	
DIESEL 1004.42	
WITH LOW EMISSIONS .....	4-80
AUXILIARY DRIVE .....	2-200
AXLE HOUSING AND ATTACHING PARTS	
S/N F6D-6398 ⇒ .....	5-54
<b>B</b>	
BACKUP ALARM	
OIL CLUTCH	
⇒ S/N F006D-3779.....	11-68
POWERSHIFT .....	11-66
BRAKE	
⇒ S/N F006A-3184.....	7-12
S/N F006A-1501 ⇒, S/N F006A-3185 ⇒, S/N F006A-4793 ⇒ .....	7-16
S/N F006A-3185 ⇔ S/N F006A-4792.....	7-14
BRAKE LINES.....	7-4
BRAKE PEDAL LINKAGE	
OIL CLUTCH	
⇒ S/N F006D-3779.....	7-6
POWERSHIFT .....	7-8
<b>C</b>	
CAB	
⇒ S/N F006A-8145, ⇒ S/N F006D-2182 INC. 2237, 2257 .....	11-2
S/N F006A-8146 ⇒, S/N F006D-2183 ⇒ EXC. 2237, 2257 .....	11-6
CAB GLASS .....	11-60
CAMSHAFT AND OIL PAN	
GASOLINE AND LPG	
2000 SERIES ENGINE .....	2-118
4LM 1994 SERIES ENGINE .....	2-110
5LM 1995 SERIES ENGINE .....	2-112
CAMSHAFT AND OIL SUMP	
GASOLINE AND LPG.....	2-114
CARBURETOR	
GASOLINE	

## TABLE OF CONTENTS (Continued)

DESCRIPTION	PAGE
<b>C</b> (continued)	
⇒ S/N F006A-7082 .....	3-40
LPG	
⇒ S/N F006D-2947 INC. 2960, 2976 EXC. 2936 .....	3-34
S/N F006D-2948 ⇒ INC. 2936 EXC. 2960, 2976 .....	3-36
CARRIAGE	
HOOK TYPE	
THREE STAGE FULL FREE-LIFT .....	10-24
TWO STAGE LIMITED FREE-LIFT .....	9-16
PIN TYPE	
THREE STAGE FULL FREE-LIFT .....	10-22
TWO STAGE LIMITED FREE-LIFT .....	9-12
CLUSTER GAUGE .....	4-56
CLUTCH	
OIL CLUTCH	
⇒ S/N F006D-3779 .....	5-10
CLUTCH LINKAGE	
OIL CLUTCH	
⇒ S/N F006D-3779 .....	5-18
CLUTCH PACK	
POWERSHIFT .....	5-26
CONTROL LINKAGE	
OIL CLUTCH	
FORWARD/REVERSE LEVER	
⇒ S/N F006A-3790 .....	5-12
S/N F006A-3791 ⇒, S/N F006D-1501 ⇔ S/N F006D-3779 .....	5-14
POWERSHIFT	
⇒ S/N F006A-3790 .....	5-34
S/N F006A-3791 ⇒, S/N F006D-1501 ⇒ .....	5-38
CONTROL VALVE	
FOUR FUNCTION	
S/N PENDING PER ECN 63408⇒ .....	8-50
TWO AND THREE FUNCTION	
S/N PENDING PER ECN 63408⇒ .....	8-48
CONTROL VALVE ATTACHING PARTS	
FOUR FUNCTION	
⇒ S/N PENDING PER ECN 63408 .....	8-42
THREE FUNCTION	
⇒ S/N PENDING PER ECN 63408 .....	8-36
TWO FUNCTION	
⇒ S/N PENDING PER ECN 63408 .....	8-30
CONTROL VALVE ATTACHING PARTS WITH FITTINGS	
FOUR FUNCTION	
S/N PENDING PER ECN 63408⇒ .....	8-56
TWO AND THREE FUNCTION	
S/N PENDING PER ECN 63408⇒ .....	8-52
CONTROL VALVE ATTACHING TUBES	
FOUR FUNCTION	
S/N PENDING PER ECN 63408⇒ .....	8-60
TWO AND THREE FUNCTION	
S/N PENDING PER ECN 63408⇒ .....	8-58

**TABLE OF CONTENTS (Continued)**

DESCRIPTION	PAGE
<b>C</b> (continued)	
CONTROL VALVE WITH FITTINGS	
FOUR FUNCTION	
⇒ S/N PENDING PER ECN 63408 .....	8-46
THREE FUNCTION	
⇒ S/N PENDING PER ECN 63408 .....	8-40
TWO FUNCTION	
⇒ S/N PENDING PER ECN 63408 .....	8-32
COOLING	
DIESEL .....	2-132
GASOLINE AND LPG	
⇒ S/N F006D-2202 .....	2-20
S/N F006D-2203 ⇒ .....	2-24
COUNTERWEIGHT .....	1-26
COWL AND FLOOR PLATES .....	1-14
CRANKSHAFT AND CAMSHAFT	
GASOLINE AND LPG .....	2-94
2KM 1992 SERIES ENGINE	
S/N F006A-7083 ⇒ .....	2-102
3KM 1993 SERIES ENGINE .....	2-106
⇒ S/N F006A-7082 .....	2-98
CRANKSHAFT AND PISTON	
DIESEL	
WITH LOW EMISSIONS	
S/N F006D-4443 ⇒ .....	2-188
DIESEL 1004.4	
S/N F006A-3040 ⇒, S/N F006D-1501 ⇔ S/N F006D-4442 .....	2-152
DIESEL 4.248.2	
⇒ S/N F006A-3039 .....	2-150
CYLINDER BLOCK	
DIESEL	
WITH LOW EMISSIONS	
S/N F006D-4443 ⇒ .....	2-184
DIESEL 1004.4	
S/N F006A-3040 ⇒, S/N F006D-1501 ⇔ S/N F006D-4442 .....	2-142
DIESEL 4.248.2	
⇒ S/N F006A-3039 .....	2-140
GASOLINE AND LPG	
2000 SERIES ENGINE .....	2-52
2KM 1992 SERIES ENGINE	
S/N F006A-7083 ⇒ .....	2-40
3KM 1993 SERIES ENGINE .....	2-42
4LM 1994 SERIES ENGINE .....	2-44
5LM 1995 SERIES ENGINE .....	2-46
⇒ S/N F006A-7082 .....	2-36
OPTION 1 .....	2-32
OPTION 2 .....	2-48
CYLINDER HEAD	
DIESEL	
WITH LOW EMISSIONS	
S/N F006D-4443 ⇒ .....	2-186

## TABLE OF CONTENTS (Continued)

DESCRIPTION	PAGE
<b>C (continued)</b>	
DIESEL 1004.4 S/N F006A-3040 ⇒, S/N F006D-1501 ⇔ S/N F006D-4442 .....	2-148
DIESEL 4.248.2 ⇒ S/N F006A-3039 .....	2-146
GASOLINE AND LPG	
2000 SERIES ENGINE .....	2-78
2KM 1992 SERIES ENGINE .....	2-64
3KM 1993 SERIES ENGINE .....	2-68
4LM 1994 SERIES ENGINE .....	2-72
5LM 1995 SERIES ENGINE .....	2-74
⇒ S/N F006A-7082 .....	2-60
OPTION 1 .....	2-56
OPTION 2 .....	2-76
<b>D</b>	
DIFFERENTIAL AND CARRIER	
OIL CLUTCH	
⇒ S/N F006A-1704 .....	5-56
S/N F006A-1705 ⇒, S/N F006D-1501 ⇔ S/N F006D-3779 .....	5-60
POWERSHIFT	
⇒ S/N F006A-1754 .....	5-64
S/N F006A-1755 ⇒, S/N F006D-1501 ⇒ .....	5-68
DIRECTION SWITCH .....	5-42
DISTRIBUTOR	
2KM 1992, 3KM 1993, AND 5LM 1995 SERIES ENGINES .....	4-84
⇒ S/N F006A-7082 .....	4-82
LM4 1994, LX6 1996, LX7 1997, LX8 1998, LX9 1999, AND 2000 SERIES ENGINES .....	4-86
DRIVE AXLE .....	
S/N F6D-6398 ⇒ .....	5-50
DRIVE SHAFT	
⇒ S/N F006D-5389 .....	8-66
S/N F006D-5390 ⇒ .....	8-68
<b>E</b>	
ELECTRIC CHOKE .....	3-42
ELECTRICAL	
GASOLINE	
S/N PENDING PER ECN 73001⇒ .....	4-28
LPG	
S/N F006D-4792 ⇒ .....	4-26
ELECTRICAL CONTROL	
GASOLINE	
S/N F006D-2948 ⇔ S/N F006D-5319 INC. 2936 EXC. 2960, 2976 .....	4-30
S/N F006D-5320 ⇒ .....	4-32
LPG	
S/N F006D-2948 ⇒ INC. 2936 EXC. 2960, 2976 .....	4-38
ELECTRICAL SYSTEM	
DIESEL	
⇒ S/N F006D-3779 .....	4-40



**TABLE OF CONTENTS (Continued)**

DESCRIPTION	PAGE
<b>E (continued)</b>	
GASOLINE	
S/N F006A-7083 ⇒, S/N F006D-1501 ⇔ S/N F006D-2947 INC. 2960, 2976 EXC. 2936.....	4-14
GASOLINE AND LPG	
⇒ S/N F006A-7082.....	4-4
S/N F006A-7083 ⇒, S/N F006D-1501 ⇔ S/N F006D-2947 INC. 2960, 2976 EXC. 2936.....	4-8
S/N F006D-2948 ⇔ S/N F006D-4791 INC. 2936 EXC. 2960, 2976 .....	4-18
S/N F006D-4792 ⇒.....	4-22
LPG	
S/N F006A-7083 ⇒, S/N F006D-1501 ⇔ S/N F006D-2947 INC. 2960, 2976 EXC. 2936.....	4-36
ENGINE CONTROL	
GASOLINE	
S/N F006D-5320 ⇒.....	4-34
ENGINE MOUNT	
⇒ S/N F006A-7431.....	2-4
S/N F006A-7432 ⇒, S/N F006D-1501 ⇒.....	2-6
ENGINE WIRE HARNESS	
GASOLINE	
SHEET 1 OF 2 .....	4-112
S/N F006A-7083 ⇒, S/N F006D-1501 ⇒.....	4-102
S/N F006D-2948 ⇔ S/N F006D-5319 INC. 2936 EXC. 2960, 2976.....	4-108
SHEET 2 OF 2 .....	4-114
S/N F006A-7083 ⇒, S/N F006D-1501 ⇒.....	4-106
S/N F006D-2948 ⇔ S/N F006D-5319 INC. 2936 EXC. 2960,2976.....	4-110
EXHAUST	
WITH CAB .....	2-12
WITHOUT CAB.....	2-16
<b>F</b>	
FIRE EXTINGUISHER .....	11-9
FLOW DIVIDER	
HEAVY DUTY .....	6-28
FLYWHEEL.....	2-8
⇒ S/N F006D-3779 .....	2-10
FORK	
HOOK TYPE .....	11-20
PIN TYPE.....	11-18
FREE-LIFT	
THREE STAGE FULL FREE-LIFT .....	10-12
FREE-LIFT CYLINDER	
THREE STAGE FULL FREE-LIFT .....	10-20
FUEL INJECTION	
DIESEL	
⇒ S/N F006A-3039.....	3-88
S/N F006A-3040 ⇒, S/N F006D-1501 ⇔ S/N F006D-4442 .....	3-90
LOW PRESSURE	
DIESEL WITH LOW EMISSIONS	
S/N F006D-4443 ⇒ .....	3-84
FUEL INJECTION AND PUMP	
HIGH PRESSURE WITH LOW EMISSIONS	

## TABLE OF CONTENTS (Continued)

DESCRIPTION	PAGE
<b>F (continued)</b>	
S/N F006D-4443 ⇒ .....	3-94
<b>FUEL LINES</b>	
<b>DIESEL</b>	
⇒ S/N F006A-3039 .....	3-76
S/N F006A-3040 ⇒, S/N F006D-1501 ⇔ S/N F006D-4442 .....	3-80
<b>FUEL SYSTEM</b>	
<b>DIESEL AND GASOLINE</b>	
⇒ S/N F006A-7082 .....	3-16
<b>GASOLINE</b>	
S/N F006A-7083 ⇒, S/N F006D-1501 ⇒ .....	3-20
<b>LPG</b>	
⇒ S/N F006A-7082 .....	3-4
S/N F006A-7083 ⇒, S/N F006D-1501 ⇔ S/N F006D-2947 INC. 2960, 2976 EXC. 2936 .....	3-8
S/N F006D-2948 ⇒ INC. 2936 EXC. 2960, 2976 .....	3-12
<b>FUEL TANK</b>	
<b>DIESEL</b> .....	3-32
<b>GASOLINE</b>	
S/N F006A-7083 ⇒, S/N F006D-1501 ⇒ .....	3-30
<b>GASOLINE AND DIESEL</b>	
⇒ S/N F006A-7082 .....	3-26
<b>LPG</b> .....	3-24
<b>FULL SUSPENSION SEAT</b>	
<b>SHEET 1 OF 2</b>	
S/N PENDING PER ECN 63502-01⇒ .....	1-8
<b>SHEET 2 OF 2</b>	
S/N PENDING PER ECN 63502-01⇒ .....	1-10
<b>G</b>	
<b>GENERAL TRUCK</b> .....	1-2
<b>GOVERNOR</b> .....	3-38
<b>H</b>	
<b>HEADER HOSE</b>	
<b>THREE STAGE FULL FREE-LIFT</b> .....	11-38
<b>TWO STAGE LIMITED FREE-LIFT</b> .....	11-36
<b>HEATER</b>	
⇒ S/N F006D-2047 INC. 2960, 2976 EXC. 2936 .....	11-10
S/N F006D-2047 ⇒ INC. 2936 EXC. 2960, 2976 .....	11-14
<b>HOOD</b> .....	1-12
<b>HYDRAULIC OIL FILTER</b> .....	8-28
<b>HYDRAULIC PUMP</b> .....	8-62
<b>HYDRAULIC SUPPLY AND RETURN</b>	
S/N F006D-5390 ⇒ .....	8-12
<b>HYDRAULIC TANK</b>	
<b>OIL CLUTCH</b>	
⇒ S/N F006D-3779, ⇒ S/N F006D-5389 .....	8-22
<b>POWERSHIFT</b>	
⇒ S/N F006D-5389 .....	8-24

**TABLE OF CONTENTS (Continued)**

DESCRIPTION	PAGE
<b>I</b>	
IGNITION WIRE ROUTING KIT .....	4-12
INNER MAST	
THREE STAGE FULL FREE-LIFT .....	10-6
TWO STAGE LIMITED FREE-LIFT .....	9-4
INSTRUMENT PANEL	
⇒ S/N F006A-3790 .....	4-44
S/N F006A-3791 ⇔ S/N F006A-7082 .....	4-48
S/N F006A-7083 ⇒, S/N F006D-1501 ⇒ .....	4-52
INTERMEDIATE MAST	
THREE STAGE FULL FREE-LIFT .....	10-4
<b>L</b>	
LABELS AND PAINT .....	1-19
LIFT	
TWO STAGE LIMITED FREE-LIFT .....	9-6
LIFT CYLINDER	
TWO STAGE LIMITED FREE-LIFT .....	9-10
LIFT PUMP	
DIESEL	
⇒ S/N F006D-4442 .....	3-96
WITH LOW EMISSIONS	
⇒ S/N F006D-4443 .....	3-98
LIGHTS	
⇒ S/N F006A-2255 .....	11-42
S/N F006A-2256 ⇒, S/N F006D-1501 ⇒ .....	11-44
LOAD BACKREST EXTENSION .....	1-28
LOCK-OFF FILTER	
LPG .....	3-47
LPG CONVERTER	
⇒ S/N F006D-1884 .....	3-48
S/N F006D-1885 ⇔ S/N F006D-4317 .....	3-50
S/N F006D-4318 ⇒ .....	3-52
<b>M</b>	
MAIN LIFT	
THREE STAGE FULL FREE-LIFT .....	10-8
MAIN LIFT CYLINDER	
THREE STAGE FULL FREE-LIFT .....	10-16
MANIFOLD	
DIESEL	
WITH LOW EMISSIONS	
S/N F006D-4443 ⇒ .....	2-198
DIESEL 1004.4	
S/N F006A-3040 ⇒, S/N F006D-1501 ⇔ S/N F006D-4442 .....	2-174
DIESEL 4.248.2	
⇒ S/N F006A-3039 .....	2-172
MASTER CYLINDER .....	7-20
MONOTROL PEDAL	
POWERSHIFT .....	5-44

## TABLE OF CONTENTS (Continued)

DESCRIPTION	PAGE
<b>O</b>	
OIL CLUTCH ⇒ S/N F006D-3779 .....	8-4
OIL FILTER	
DIESEL 1004.4 S/N F006A-3040 ⇒, S/N F006D-1501 ⇒ .....	2-138
DIESEL 4.248.2 ⇒ S/N F006A-3039 .....	2-136
OIL PAN	
DIESEL 1004.4 S/N F006A-3040 ⇒, S/N F006D-1501 ⇔ S/N F006D-4442 .....	2-162
DIESEL 4.248.2 ⇒ S/N F006A-3039 .....	2-158
OIL PAN AND PUMP	
DIESEL WITH LOW EMISSIONS S/N F006D-4443 ⇒ .....	2-192
OIL PUMP	
GASOLINE AND LPG	
2KM 1992 SERIES ENGINE .....	2-126
OPTION 1 .....	2-122
OPTION 2 .....	2-124
OPTION 3 .....	2-128
OPTION 4 .....	2-130
OUTER MAST	
THREE STAGE FULL FREE-LIFT .....	10-2
TWO STAGE LIMITED FREE-LIFT .....	9-2
OVERHEAD GUARD	
⇒ S/N PENDING PER ECN 63502-01 .....	1-22
S/N PENDING PER ECN 63502-01 ⇒ .....	1-24
<b>P</b>	
PARK BRAKE .....	7-2
POWERSHIFT	
⇒ S/N F006D-5389 .....	8-8
PUMP ADAPTER	
DIESEL .....	6-24
<b>S</b>	
SEMI-SUSPENSION SEAT .....	1-4
SERPENTINE BELT DRIVE	
GASOLINE AND LPG S/N F006D-2947 ⇒ INC. 2960, 2976 EXC. 2936 .....	2-28
SIDE-SHIFT CARRIAGE	
60.20-INCH .....	11-22
78.25-INCH	
THREE STAGE FULL FREE-LIFT .....	11-30
TWO STAGE LIMITED FREE-LIFT .....	11-26
SIDE-SHIFT CYLINDER .....	11-34
SPEED REDUCER	
OIL CLUTCH ⇒ S/N F006D-3779 .....	5-6

**TABLE OF CONTENTS (Continued)**

DESCRIPTION	PAGE
<b>S (continued)</b>	
STARTER	
DIESEL .....	4-64
OPTIONAL .....	4-66
GASOLINE AND LPG	
⇒ S/N PENDING PER ECN 59943 .....	4-58
S/N F006D-2948 ⇒ INC. 2936 EXC. 2960, 2976 .....	4-62
S/N PENDING PER ECN 59943 ⇒ S/N F006D-2947 INC. 2960, 2976 EXC. 2936 .....	4-60
STEERING AXLE	
⇒ S/N PENDING PER ECN 63364 .....	6-10
S/N PENDING PER ECN 63364⇒ .....	6-14
STEERING COLUMN	
⇒ S/N F006A-3039 .....	6-2
S/N F006A-3040 ⇔ S/N F006A-6480 .....	6-4
S/N F006A-6481 ⇒, S/N F006D-1501 ⇒ .....	6-6
STEERING CONTROL UNIT .....	6-8
STEERING CYLINDER .....	6-30
STEERING HYDRAULIC	
HEAVY DUTY .....	8-26
S/N F006D-5390 ⇒ .....	8-16
STEERING PUMP	
⇒ S/N F006D-5389 .....	6-18
HEAVY DUTY .....	6-26
S/N F006D-5390 ⇒ .....	6-22
STROBE LIGHT	
HIGH INTENSITY .....	11-54
MEDIUM INTENSITY .....	11-52
STROBE LIGHT WIRING HARNESS .....	11-50
<b>T</b>	
THROTTLE BODY INJECTOR	
S/N F006A-7083 ⇒, S/N F006D-1501 ⇒ .....	3-44
THROTTLE LINKAGE	
⇒ S/N F006A-7082 .....	3-54
S/N F006A-7083 ⇒, S/N F006D-1501 ⇒ .....	3-56
THROTTLE PEDAL	
OIL CLUTCH AND POWERSHIFT WITH FORWARD/REVERSE LEVER .....	3-58
POWERSHIFT WITH MONOTROL PEDAL .....	3-60
TILT CYLINDER .....	8-64
TIMING GEAR	
DIESEL	
WITH LOW EMISSIONS	
S/N F006D-4443 ⇒ .....	2-190
DIESEL 1004.4	
S/N F006A-3040 ⇔ S/N F006D-4442, S/N F006D-1501 ⇒ .....	2-156
DIESEL 4.248.2	
⇒ S/N F006A-3039 .....	2-154
TIRE AND WHEEL	
DRIVE .....	11-62
STEERING .....	11-64

## TABLE OF CONTENTS (Continued)

DESCRIPTION	PAGE
<b>T (continued)</b>	
TORQUE CONVERTER	
POWERSHIFT .....	5-32
TRANSMISSION	
OIL CLUTCH	
⇒ S/N F006D-3779 .....	5-2
POWERSHIFT .....	5-20
TRANSMISSION CONTROL VALVE	
POWERSHIFT .....	5-28
TRANSMISSION COOLING	
S/N F006D-5390 ⇒ .....	8-20
TRANSMISSION GEARS	
POWERSHIFT .....	5-24
<b>U</b>	
UNIVERSAL JOINT .....	5-71
<b>V</b>	
VALVE COVER	
DIESEL 1004.4	
S/N F006A-3040 ⇒, S/N F006D-1501 ⇔ S/N F006D-4442 .....	2-170
DIESEL 4.248.2	
⇒ S/N F006A-1957, ⇒ S/N F006A-3039 .....	2-166
⇒ S/N F006A-3039, S/N F006A-1958 ⇒, S/N F006D-1501 ⇒ .....	2-168
VALVE COVER AND INLET MANIFOLD	
GASOLINE AND LPG .....	2-88
2000 SERIES ENGINE .....	2-92
VALVE COVER AND ROCKER SHAFT	
DIESEL	
WITH LOW EMISSIONS	
S/N F006D-4443 ⇒ .....	2-196
VALVE COVERS AND INLET MANIFOLD	
GASOLINE AND LPG	
4LM 1994 SERIES ENGINE .....	2-80
5LM 1995 SERIES ENGINE .....	2-84
<b>W</b>	
WATER FILTER AND SEPARATOR	
DIESEL .....	3-100
WATER PUMP	
DIESEL	
WITH LOW EMISSIONS	
S/N F006D-4443 ⇒ S/N U892125D ⇒ .....	2-180
S/N F006D-4443 ⇒ S/N U892126D ⇒ .....	2-182
DIESEL 1004.4	
S/N F006A-3040 ⇒, S/N F006D-1501 ⇔ S/N F006D-4442 .....	2-178
DIESEL 4.248.2	
⇒ S/N F006A-3039 .....	2-176
WINDOW	
FRONT	

**TABLE OF CONTENTS (Continued)**

DESCRIPTION	PAGE
<b>W</b> (continued)	
S/N F006A-3758 ⇒, S/N F006D-1501 ⇒ .....	11-56
SIDE	
S/N F006A-3758 ⇒, S/N F006D-1501 ⇒ .....	11-58
WIPER AND FAN .....	11-16
WIRE HARNESS	
GOVERNOR	
S/N F006A-7083 ⇒, S/N F006D-1501 ⇒ .....	4-101
INSTRUMENT PANEL	
MAIN	
S/N F006A-7083 ⇒, S/N F006D-1501 ⇒ .....	4-90
LPG ENGINE	
S/N F006A-7083 ⇒, S/N F006D-1501 ⇔ S/N F006D-2947 INC. 2960, 2976 EXC. 2936 .....	4-92
S/N F006D-2948 ⇔ S/N F006D-4791 INC. 2936 EXC. 2960, 2976 .....	4-96
S/N F006D-4792 ⇒ .....	4-98
NEUTRAL START	
FORWARD/REVERSE LEVER	
S/N F006A-7083 ⇒, S/N F006D-1501 ⇒ .....	4-100
NEUTRAL START MONOTROL PEDAL	
S/N F006A-7083 ⇒, S/N F006D-1501 ⇒ .....	4-88
WORK LIGHT	
F006A OPTION	
D/B 11/1998 ⇒ .....	11-48

**ABBREVIATIONS QUICK REFERENCE SHEET**

Listed below are abbreviations used in parts manuals to denote the following expressions:

<b>TERM</b>	<b>DEFINITION</b>	<b>TERM</b>	<b>DEFINITION</b>
Amp	Amperes	FRE	Freezer Environment
AR	As Required	in.	inches
BDI	Battery Discharge Indicators	LPG	Liquefied Petroleum Gas
BWI	Brush Wear Indicator	MAP	Manifold Absolute Pressure
CE	Communicator End	mm	millimeters
CRE	Corrosive Environment	MSTS	Microprocessor Spark Timing System
D/B	Date Break	NPT	National Pipe Threads
dbA	Decibel "A" Scale	O/S	Oversize
DE	Drive End	PTO	Power Take Off
ECH	Empty Container Handler	RPM	Revolutions per Minute
ECH-3	Empty Container Handler - 3 High Stacking	S/N	Serial Number
ECH-4	Empty Container Handler - 4 High Stacking	TMM	Truck Management Module
ECH-5	Empty Container Handler - 5 High Stacking	UL Type D	Diesel-Powered Safety Rating
ECH-6	Empty Container Handler - 6 High Stacking	UL Type DS	Diesel-Powered Safety Rating
ECH-7	Empty Container Handler - 7 High Stacking	UL Type E	Battery-Powered Safety Rating
ECM	Electronic Control Module	UL Type EE	Battery-Powered Safety Rating
ECN	Engineering Change Notice	UL Type ES	Battery-Powered Safety Rating
EEPROM	Electrically Erasable Programmable Read Only Memory	UL Type G	Gasoline-Powered Safety Rating
EPROM	Electrically Programmable Read Only Memory	UL Type GS	Gasoline-Powered Safety Rating
		UL Type LP	Gas-Powered Safety Rating
		UL Type LPS	LP Gas-Powered Safety Rating
		U/S	Undersize
		UL	Underwriters Laboratory
		V	Volts



## HOW TO USE THE ILLUSTRATED PARTS MANUAL

This parts manual describes and illustrates assemblies, subassemblies, and detail parts needed for service replacement.

The different constructions are indicated by keys and footnotes. The callouts correspond to descriptions found on the the next page.

**HYSTER** UNIT CODE D001 NORTH AMERICA 06/2001

**TABLE OF CONTENTS**

DESCRIPTION	PAGE
AIR INTAKE AND FILTER DIESEL (⇒ D/B 11/98).....	3-22
AIR INTAKE AND FILTER DIESEL (D/B 11/96 ⇒).....	
AIR INTAKE AND FILTER GASOLINE AND LPG.....	
ALTERNATOR GASOLINE, LPG, AND DIESEL -	
ALTERNATOR TYPES GS, LPS, AND DS.....	
AUXILIARY FUNCTION TUBE TWO AND THREE STAGE FULL F	

**SECTION 13 NUMERICAL INDEX**

PART NO.	ITEM PAGE NO.	PART NO.	ITEM PAGE NO.	PART NO.	ITEM PAGE NO.
142	3-4 19	10-13	25	11-27	29
12445	3-32 19	10-17	6	11-31	25
	3-34 1	10-27	11	11-32	37
		-11	6	8-4	29
		-21	11	8-4	45
		4	13	8-8	34
		12	6	9-7	9
		9	17	9-7	19
		9	10	9-11	9
		23	46	9-11	17
		27	46	10-9	21
		26	14	10-9	28
		28	14	10-13	16
		30	14	11-7	19
		30	28	11-9	17

**SECTIONS**

- 1
- 2
- 3
- 4
- 5
- 6
- 7
- 8
- 9
- 10
- 11

**TRANSMISSION HOUSING** ⇒ S/N D001H-2628

KEY:  
A: Diesel  
B: Gasoline and LPG

ITEM	PART NO.	DESCRIPTION	QTY	A	B
		Transmission	1		1
	2022547	Transmission	1		1
	2023329	Transmission	2		2
	2021670	Case	4		4
	2023418	Bearing Cap	4		4
1	296426	Washer	1		1
2	296426	Bolt	2		2
3	296426	Cover	2		2
4	296426	Cotter Pin	4		4
5	2021390	O-Ring	1		1
6	1371656	Plug	4		4
7	2021329	Housing	4		4
8	2021915	Pin	22		22
9	2021675	Pin	39		39
10	2021396	Bolt	1		1
11	287860	Lockwasher	1		1
12	292882	Hydraulic Pump	8		8
13	...	Figure 5-3	8		8
14	2021345	Gasket	1		1
15	214364	Bolt	1		1
16	296418	Washer	1		1
17	2021388	Temperature Switch	1		1
18	2021389	Breather	9		9
19	2021383	Dipstick	9		9
20	292515	Bolt	2		2
21	136892	Nut	3		3
22	292527	Bolt	2		2
23	292531	Capscrew	4		4
24	292883	Lockwasher	4		4
25	293837	Bolt	1		1
26	296420	Washer	1		1
	996403	Transmission Kit (Includes Item 7)	1		1
	996405	Transmission Kit (Includes Item 14)	1		1

This Parts Manual is divided into 11 major sections which are listed above. Quick be made by placing the right thumb on the tab of the desired section, bending the pages to the corresponding tab.

©Copy Right Date HYSTER COMPANY See Service Manual for service procedures. 5-15

## HOW TO FIND THE DESIRED PART NUMBER

### WHEN THE PART NUMBER AND THE NEXT HIGHER ASSEMBLY IS NOT KNOWN:

1. Determine the function and application of the part required. Turn to the Sections Page. Choose the general area of reference most likely to include the part.
2. Turn to the section you chose. Use the Section Table of Contents to determine the assembly which would normally contain the part required. Then locate the part on the assembly breakdown page.

### WHEN THE PART NUMBER IS NOT KNOWN AND THE NEXT HIGHER ASSEMBLY IS KNOWN:

3. Determine the assembly the required part is used on. Turn to the Table of Contents on Page i.
4. Locate the assembly the required part is used on and turn to the page indicated for that assembly. Then locate the part on the assembly breakdown page.

### WHEN THE PART NUMBER IS KNOWN:

5. Use the Numerical Index on Page 12-1 to find the part number. Turn to the page listed and locate the part as indicated by the item number.

### GENERAL:

The assembly breakdowns include part numbers, descriptions, quantities required, keys and footnotes to help in selecting correct parts.

6. Five periods in the PART NO. column (. . . . .) indicate that the part is either *Not Serviced Separately* or there is a reference to another figure. A figure reference is denoted by a pointing hand followed by a figure number in the DESCRIPTION column (☞Figure 10)
7. Keys are used to show two or more similar assemblies, RH and LH assembly parts, etc. Select the appropriate key, "A", "B", "C", "D", or "E" and the corresponding quantity column to find the required parts. Two periods in the QTY column (..) indicate that the part is not used for that assembly.
8. Indented descriptions under the DESCRIPTION column are used to indicate assemblies and subparts of assemblies. In the example on the

previous page, *BEARING CAP* (Item 2) is a subpart of the major assembly *CASE*.

9. Quantities shown are for one assembly. The quantities of the subpart *BEARING CAP* are indicated as two and two. This means two per *CASE* assembly.
10. Serial number breaks identify the most current parts information and are shown as follows:
  - ⇒ **S/N D001H-2628**  
Indicates last serial number affected.
  - S/N D001H-2629** ⇒  
Indicates the first serial number affected.
  - S/N D001H-1553** ⇔ **S/N D001H-3291**  
Indicates a range of serial numbers affected.

ECN numbers for pending serial numbers are shown to allow for the inclusion of the most current parts information and are identified as follows:

- ⇒ **S/N Pending Per ECN 63243**  
Indicates a pending serial number for last unit affected.
- S/N Pending Per ECN 63243** ⇒  
Indicates a pending serial number for first unit affected.

Date breaks are used to indicate when a change occurred but a subsequent serial number break was not recorded. This is an arbitrary date usually based on the ECN release and are identified as follows:

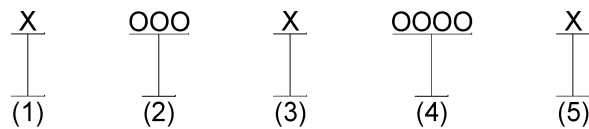
- ⇒ **D/B 3/00**  
Indicates that a change occurred sometime within that month for the item affected.
- D/B 3/00** ⇒  
Indicates that a change occurred sometime within that month for the item affected.
- D/B 3/00** ⇔ **D/B 4/00**  
Indicates a range of production dates of the item affected.

Contact your local dealer for Hyster lift trucks for serial number information for items with a ECN or a date break.

### ORDERING PARTS:

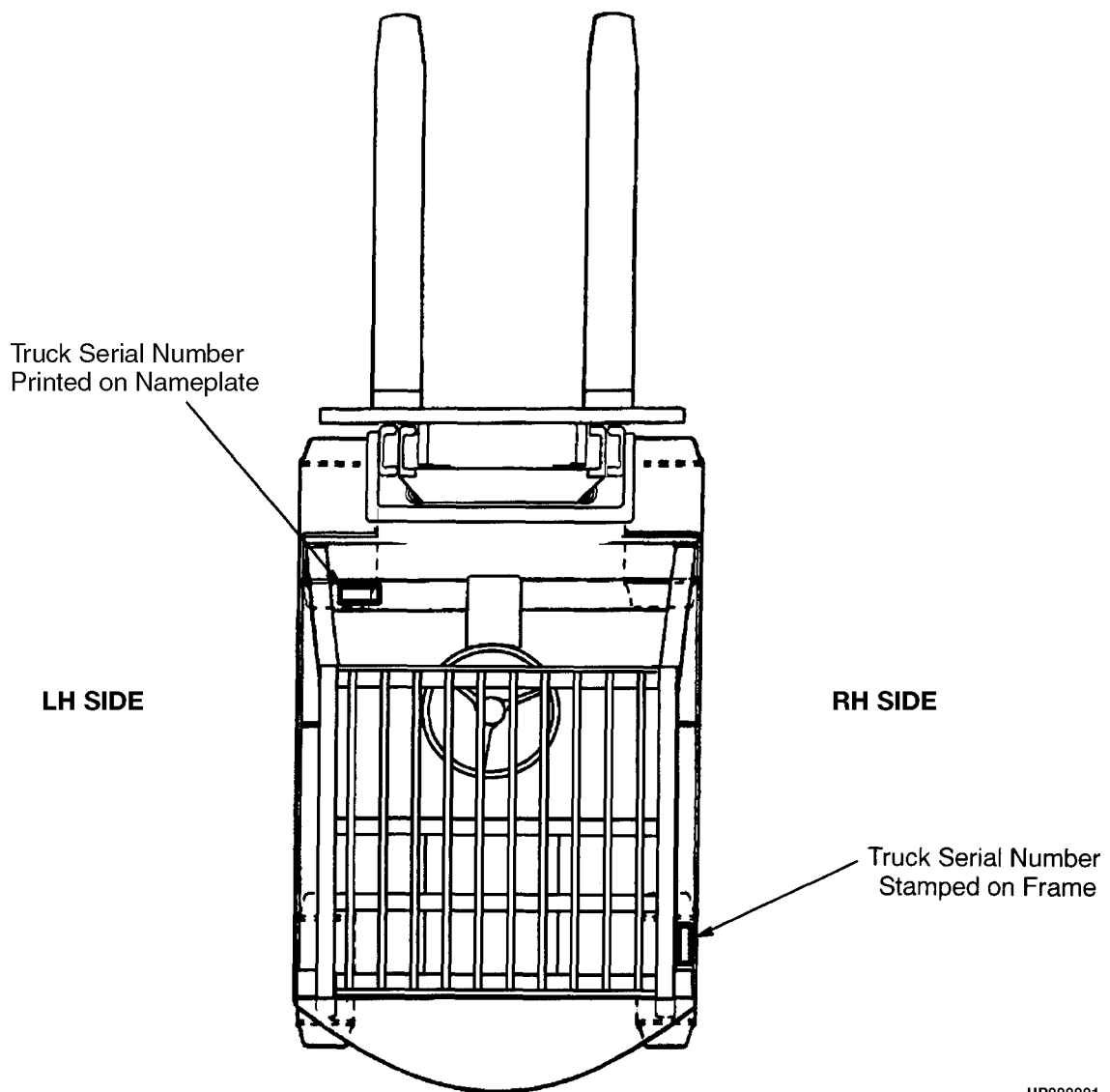
When ordering replacement parts, give the unit serial number, part number, name of part and quantity required.

For any further information on parts, service, or ordering, consult your local dealer for Hyster lift trucks.

**IDENTIFICATION OF TRUCK SERIAL NUMBERS**

- (1) and (2) The first letter and three numbers indicate the truck unit code.
- (3) The second letter indicates the plant of manufacture.
- (4) The four or five digit number indicates the production sequence number of the truck.
- (5) The final letter indicates the year of manufacture starting with "A" in 1957 and 1980. The letters "I", "O", and "Q" will not be used.

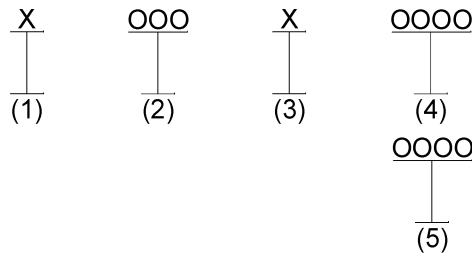
For pending serial numbers contact your local dealer for Hyster lift trucks.



HP990001

Parts referred to in this book as right or left hand parts are in accordance with the illustration above.

## IDENTIFICATION OF MAST SERIAL NUMBERS



- (1) and (2) The first letter and number indicates the mast unit code.
- (3) The second letter indicates the plant of manufacture.
- (4) The four or five digit number indicates the production sequence number of the mast.
- (5) Carriage travel in millimeters stamped just below the serial number.

Mast Group identification consists of mast unit code (1) and (2) plus carriage travel (5).

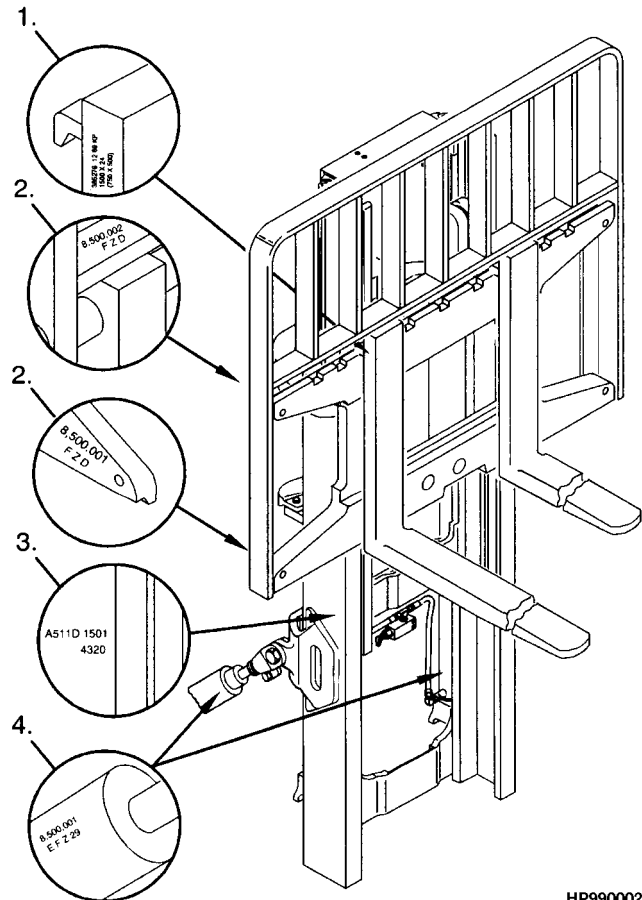
For pending production sequence numbers contact your local dealer for Hyster lift trucks.

### LIFT EQUIPMENT IDENTIFICATION

1. Fork part number, capacity rating, plant code letter, and date of manufacture are stamped approximately six inches below the top of most forks.
2. The carriage group number is stamped on the right hand side of the top crossmember (pin type) or on the back of the right hand end of the bottom crossmember (hook type). A date code has two letters in line with or below the carriage group number.
3. The mast identification number has a unit code, a letter indicating the plant of manufacture, and a serial number. Underneath the production sequence number is a four digit number that indicates the carriage travel in millimeters.
4. Tilt and lift cylinder group numbers are stamped on the cylinder shell.

Always refer to the group, serial, or part number when ordering service parts.

Modification of masts and carriages by SPED (Special Products Engineering Department) are identified by a model prefix code beginning with the letter "S". contact your dealer for Hyster lift trucks for information on these assemblies.



HP990002

**Please Click Here To Download The Complete Manual**  
**Download Other Manuals**  
**If Having Any Questions Feel Free To Contact us**

**[admin@servicemanualbit.com](mailto:admin@servicemanualbit.com)**